

**Targets:**  
**Number of rounds to be scored:**  
**Start position:**  
**Handgun Ready Condition:**  
**Time start:**  
**Procedure:**  
**Safety angles:**

### STAGE 1

7 IPSC Targets, 2 IPSC Poppers, 1 IPSC Plates, 1 NS

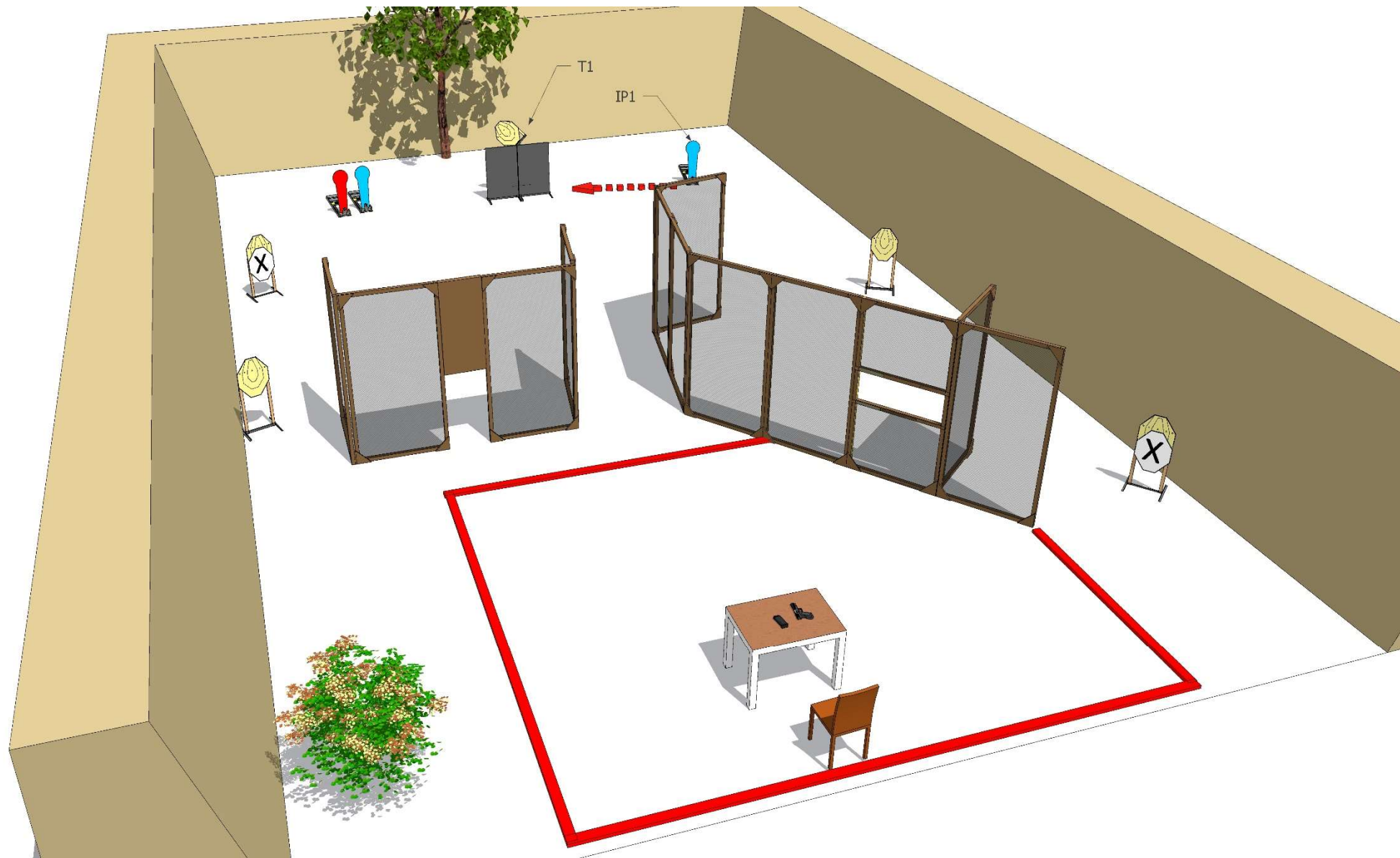
17

Standing anywhere inside the marked area, as demonstrated by RO

Audible

IP1 activates target T1. All moving targets stay visible at the end of their movement.

90° left and right, top of berms



## STAGE 2

**Targets:** 5 IPSC Targets, 2 IPSC Poppers, 3 NS

**Number of rounds to be scored:** 12

**Start position:** sitting at chair, back touching back of chair, as demonstrated by RO

**Handgun Ready Condition:** Unloaded, chamber&magwell empty, lying on the table, all magazines on the table

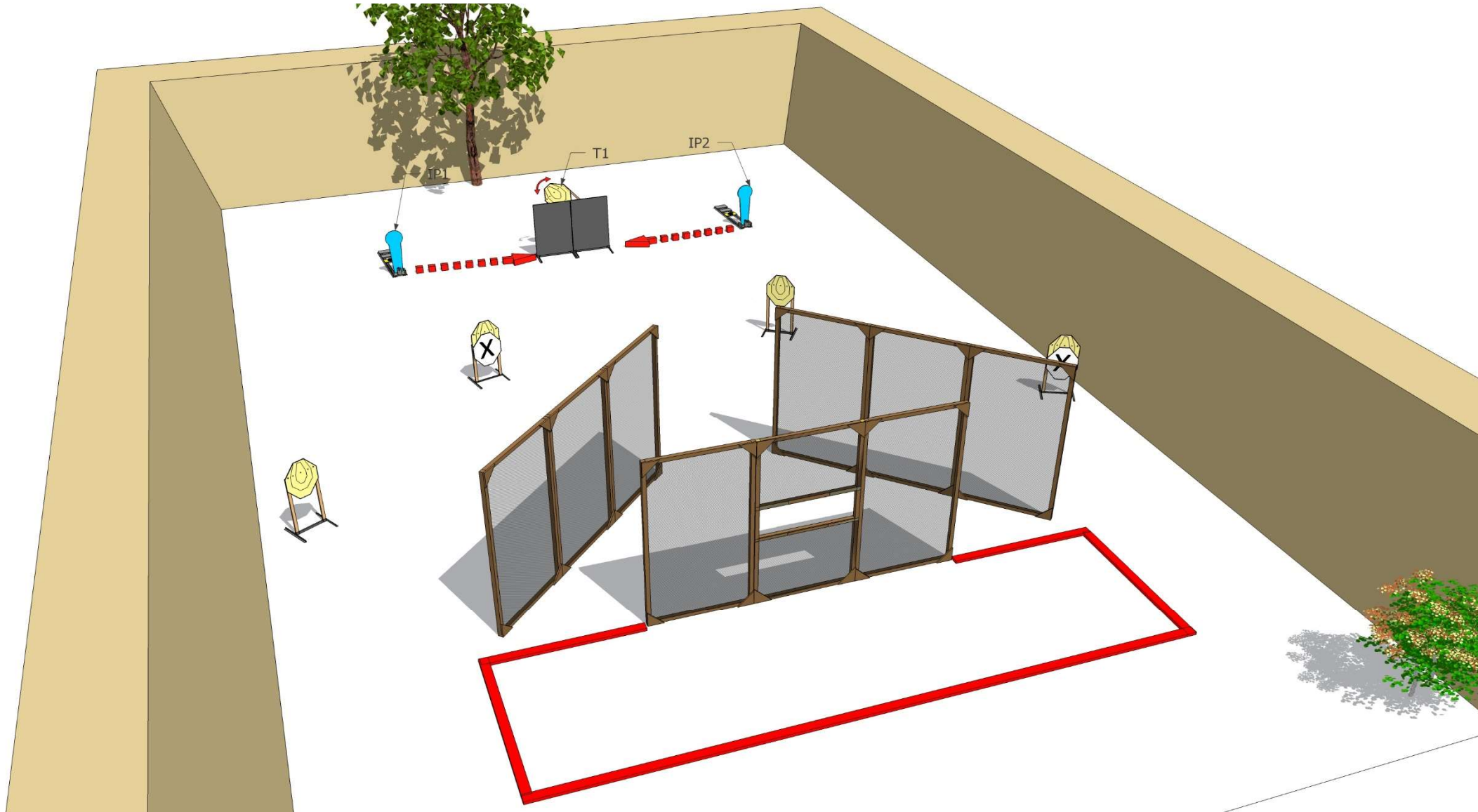
**Time start:** Audible

**Procedure:** IP1 activates T1. All moving targets stay visible at the end of their movement.

**Safety angles:** 90° left and right, top of berms



WWW.HALINKA-ARMS.PL



WWW.HALINKA-ARMS.PL

**Targets:**

**Number of rounds to be scored:**

**Start position:**

**Handgun Ready Condition:**

**Time start:**

**Procedure:**

**Safety angles:**

### STAGE 3

5 IPSC Targets, 2 IPSC Poppers, 1 NS

12

Standing anywhere inside the marked area, as demonstrated by RO

Audible

IP1 or IP2 activates target T1. All moving targets stay visible at the end of their movement.

90° left and right, top of berms

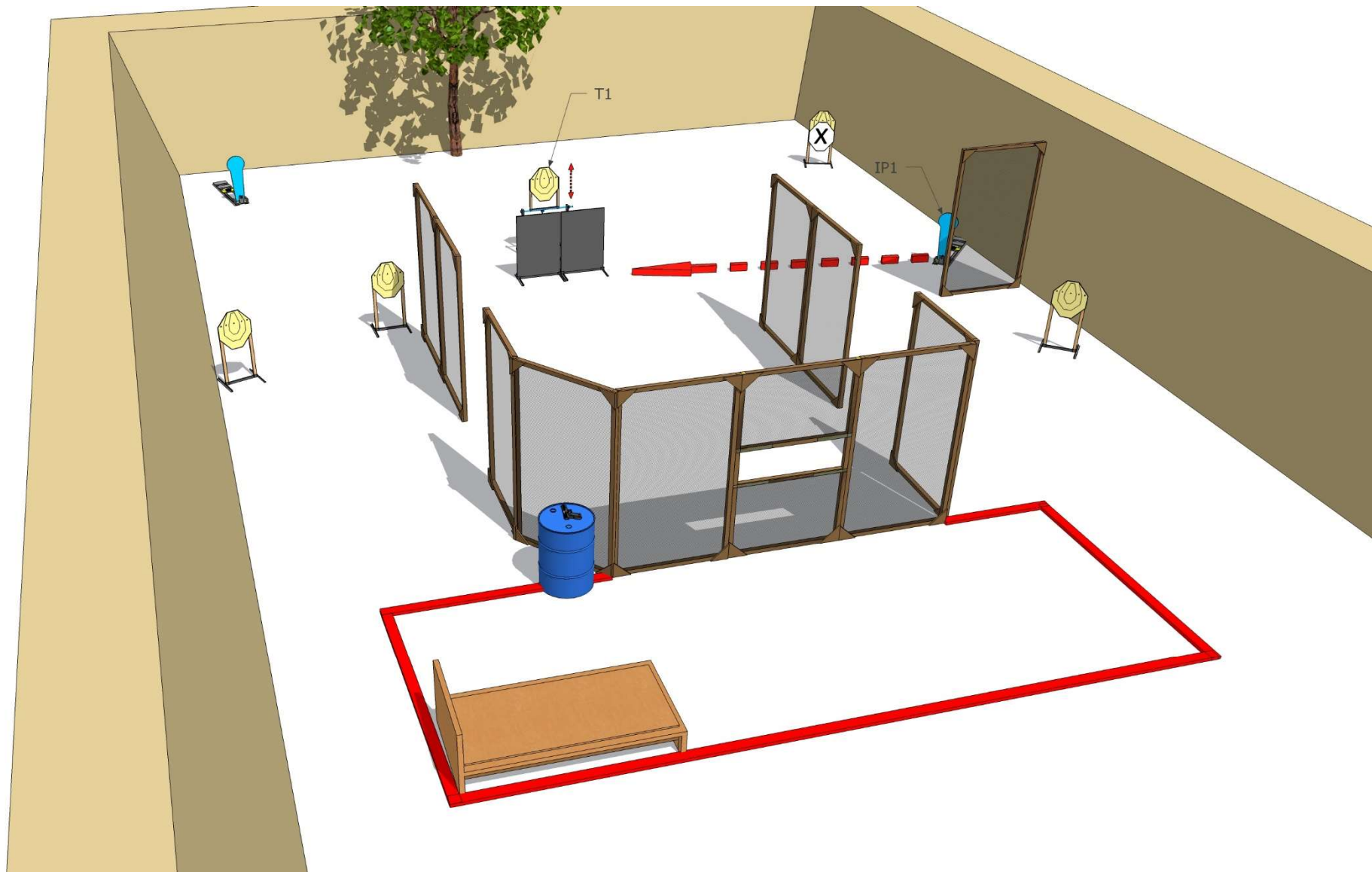




**Targets:**  
**Number of rounds to be scored:**  
**Start position:**  
**Handgun Ready Condition:**  
**Time start:**  
**Procedure:**  
**Safety angles:**

#### STAGE 4

10 IPSC Targets, 1 IPSC Poppers, 4 NS  
 21  
 Standing anywhere inside the marked area, as demonstrated by RO  
 Audible  
 IP1 activates target T1. All moving targets stay visible at the end of their movement.  
 90° left and right, top of berms



WWW.HALINKA-ARMS.PL

**Targets:**

**Number of rounds to be scored:**

**Start position:**

**Handgun Ready Condition:**

**Time start:**

**Procedure:**

**Safety angles:**

## STAGE 5

5 IPSC Targets, 2 IPSC Poppers, 1 NS

12

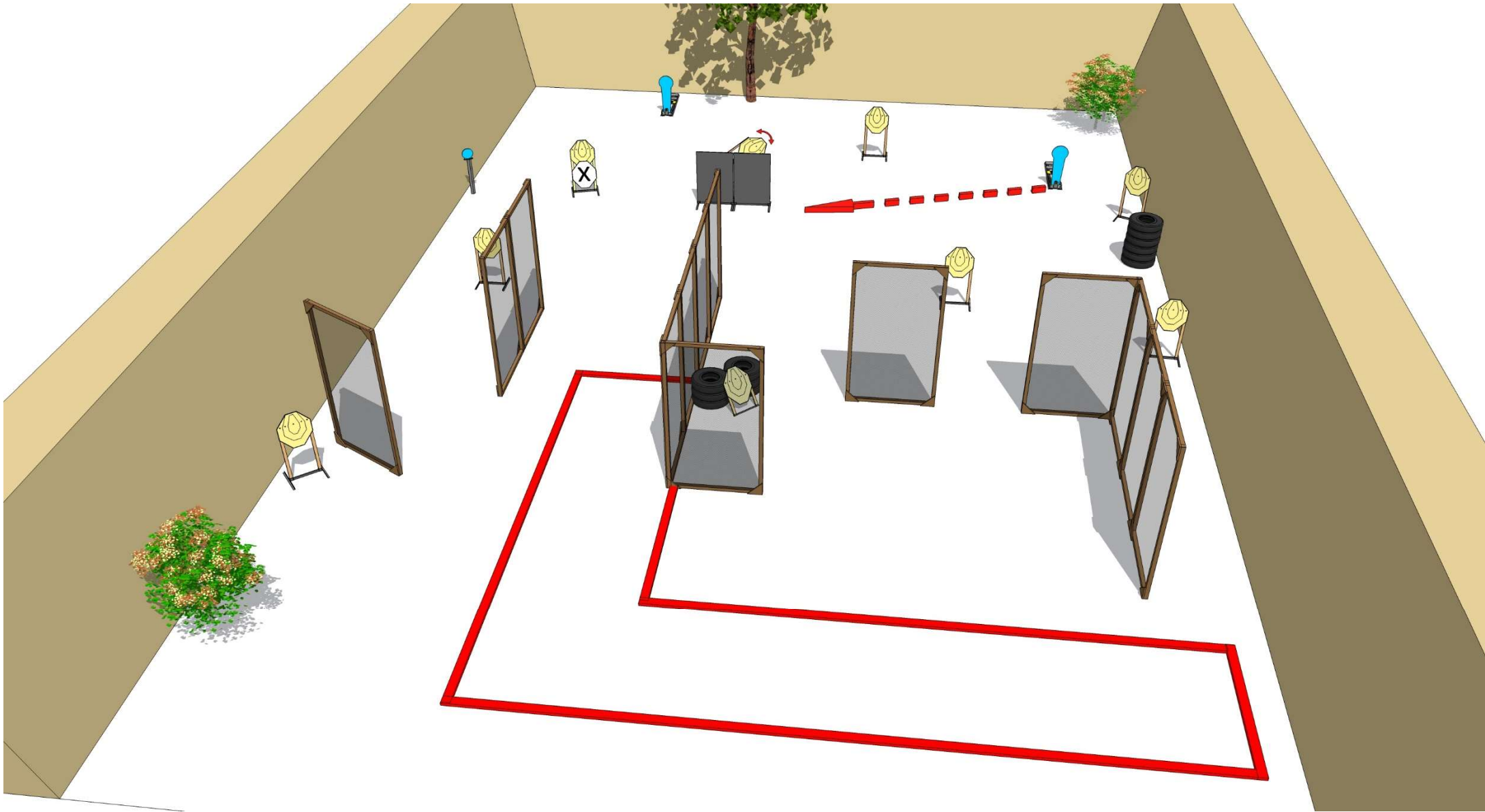
lying on the bed, as demonstrated by RO

Loaded, lying on table, muzzle pointing downrange

Audible

IP1 activates target T1. All moving targets stay visible at the end of their movement.

90° left and right, top of berms



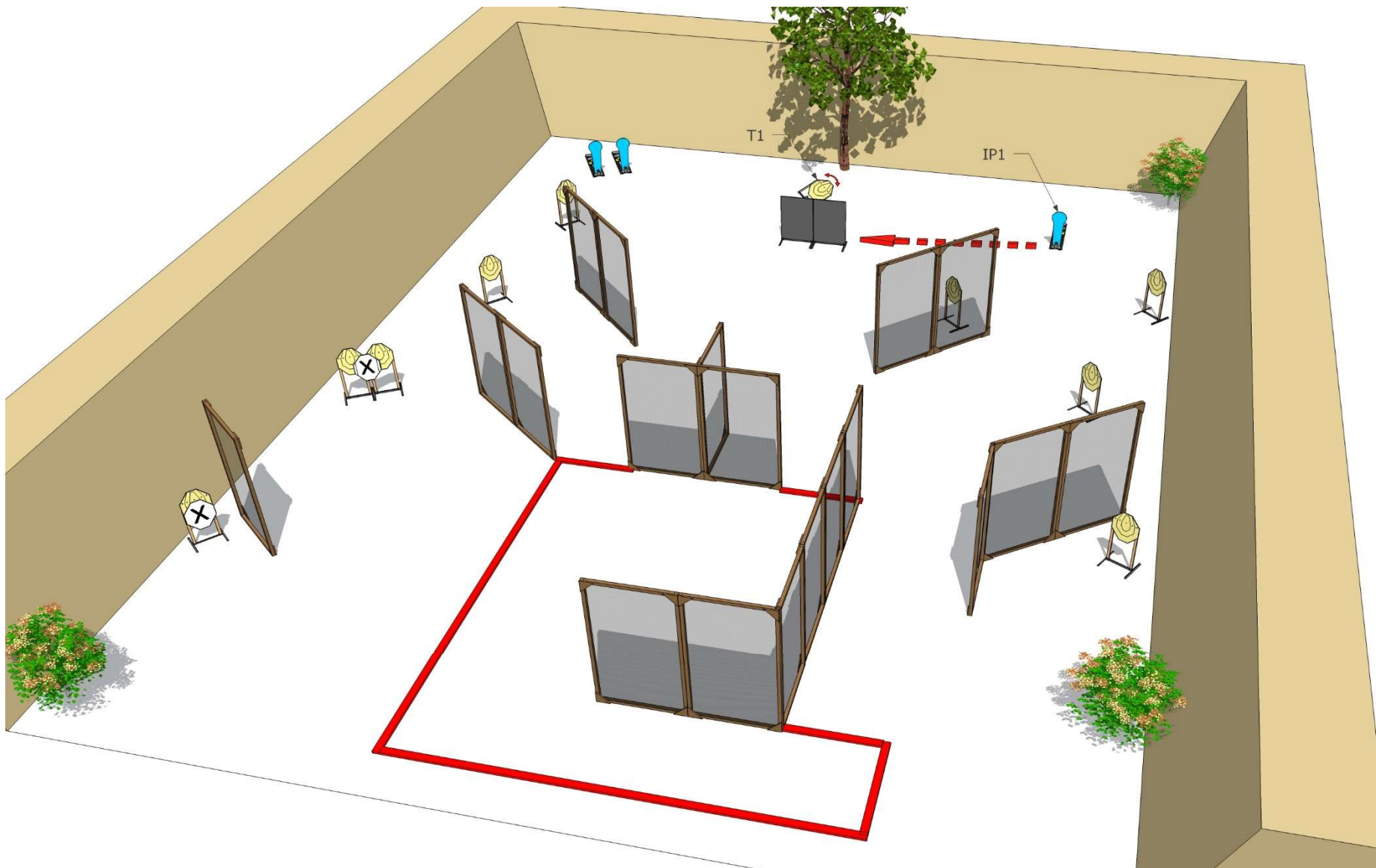
WWW.HALINKA-ARMS.PL

**Targets:**  
**Number of rounds to be scored:**  
**Start position:**  
**Handgun Ready Condition:**  
**Time start:**  
**Procedure:**  
**Safety angles:**

## STAGE 6

9 IPSC Targets, 2 IPSC Poppers, 1 IPSC Plates, 1 NS  
 21  
 Standing anywhere inside the marked area, as demonstrated by RO  
 Audible  
 IP1 activates target T1. All moving targets stay visible at the end of their movement.  
 90° left and right, top of berms





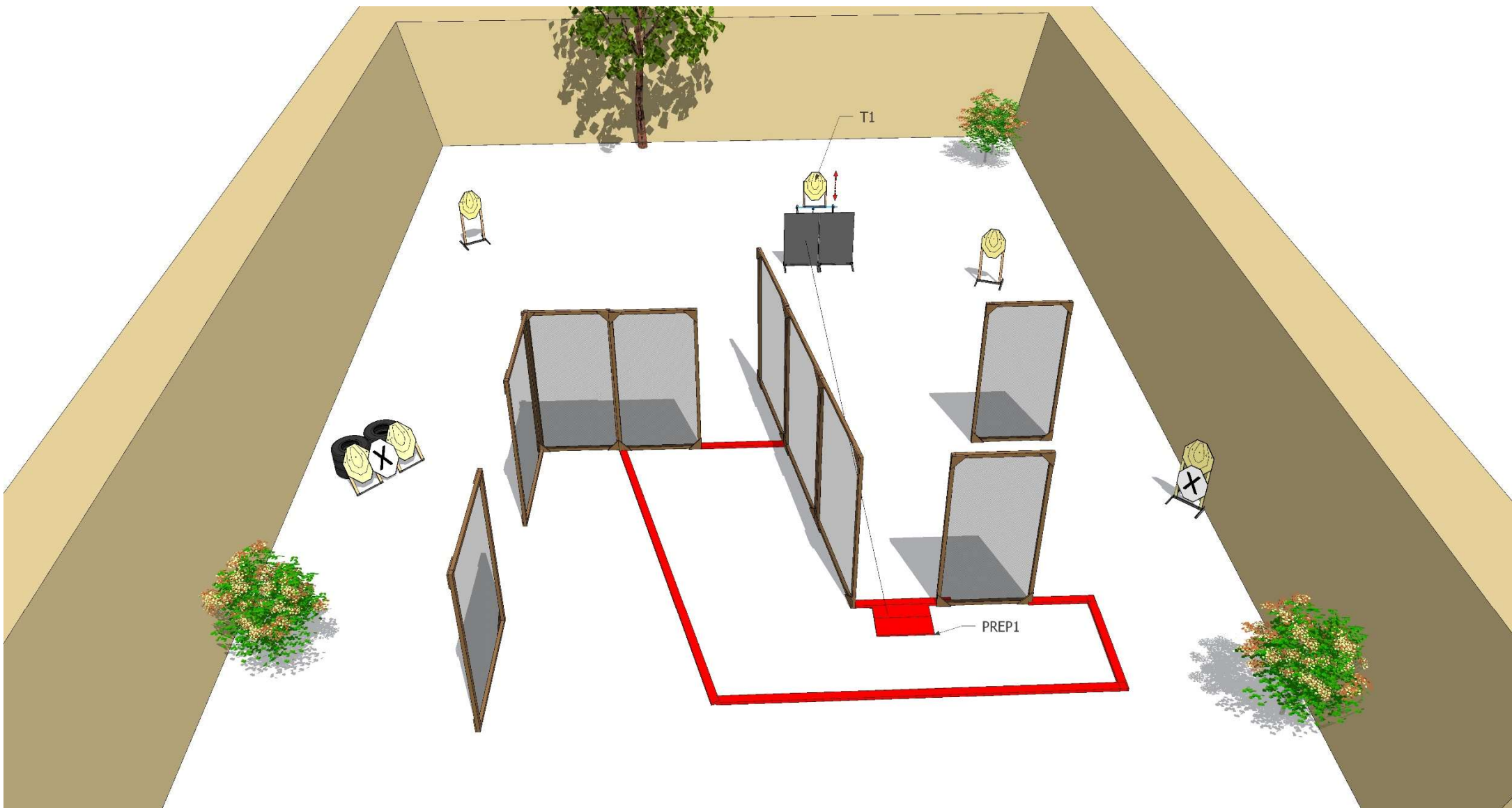
### STAGE 7

**Targets:**  
**Number of rounds to be scored:**  
**Start position:**  
**Handgun Ready Condition:**  
**Time start:**  
**Procedure:**  
**Safety angles:**

10 IPSC Targets, 3 IPSC Poppers, 2 NS  
 23  
 Standing anywhere inside the marked area, as demonstrated by RO  
 Audible  
 IP1 activates target T1. All moving targets stay visible at the end of their movement.  
 90° left and right, top of berms



WWW.HALINKA-ARMS.PL



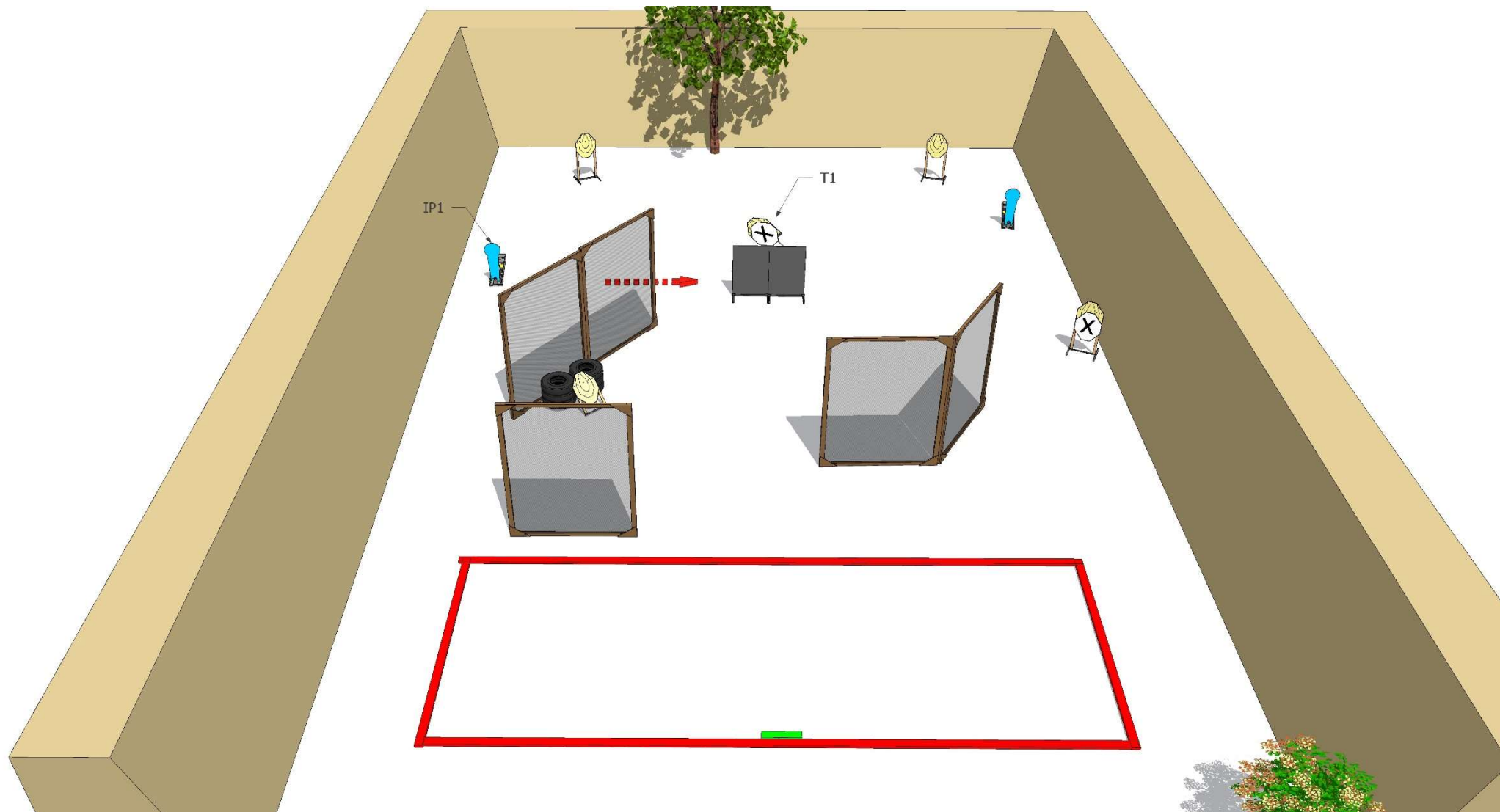
WWW.HALINKA-ARMS.PL

**Targets:**  
**Number of rounds to be scored:**  
**Start position:**  
**Handgun Ready Condition:**  
**Time start:**  
**Procedure:**  
**Safety angles:**

### STAGE 8

6 IPSC Targets, 2 NS  
 12  
 Standing anywhere inside the marked area, as demonstrated by RO  
 Audible  
 PREP1 activates target T1. All moving targets stay visible at the end of their movement.  
 90° left and right, top of berms

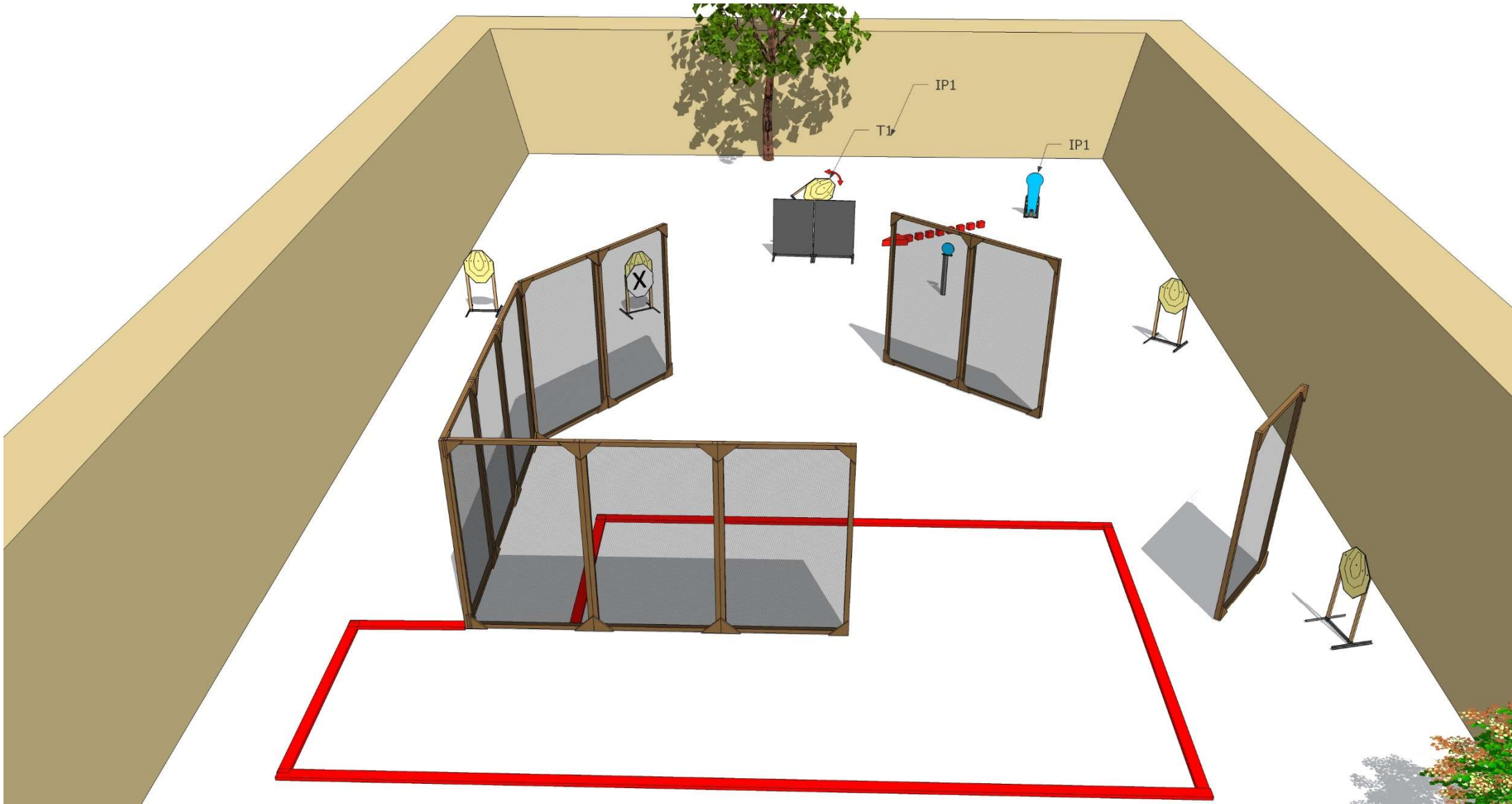




**Targets:**  
**Number of rounds to be scored:**  
**Start position:**  
**Handgun Ready Condition:**  
**Time start:**  
**Procedure:**  
**Safety angles:**

## STAGE 9

5 IPSC Targets, 2 IPSC Poppers, 2 NS  
 12  
 Standing at marks, one foot touching mark, as demonstrated by RO  
 Audible  
 IP1 activates target T1. All moving targets stay visible at the end of their movement.  
 90° left and right, top of berms



WWW.HALINKA-ARMS.PL

### STAGE 10

**Targets:**

5 IPSC Targets, 1 IPSC Poppers, 1 IPSC Plates, 1 NS

**Number of rounds to be scored:**

12

**Start position:**

Standing anywhere inside the marked area, as demonstrated by RO

**Handgun Ready Condition:**

**Time start:**

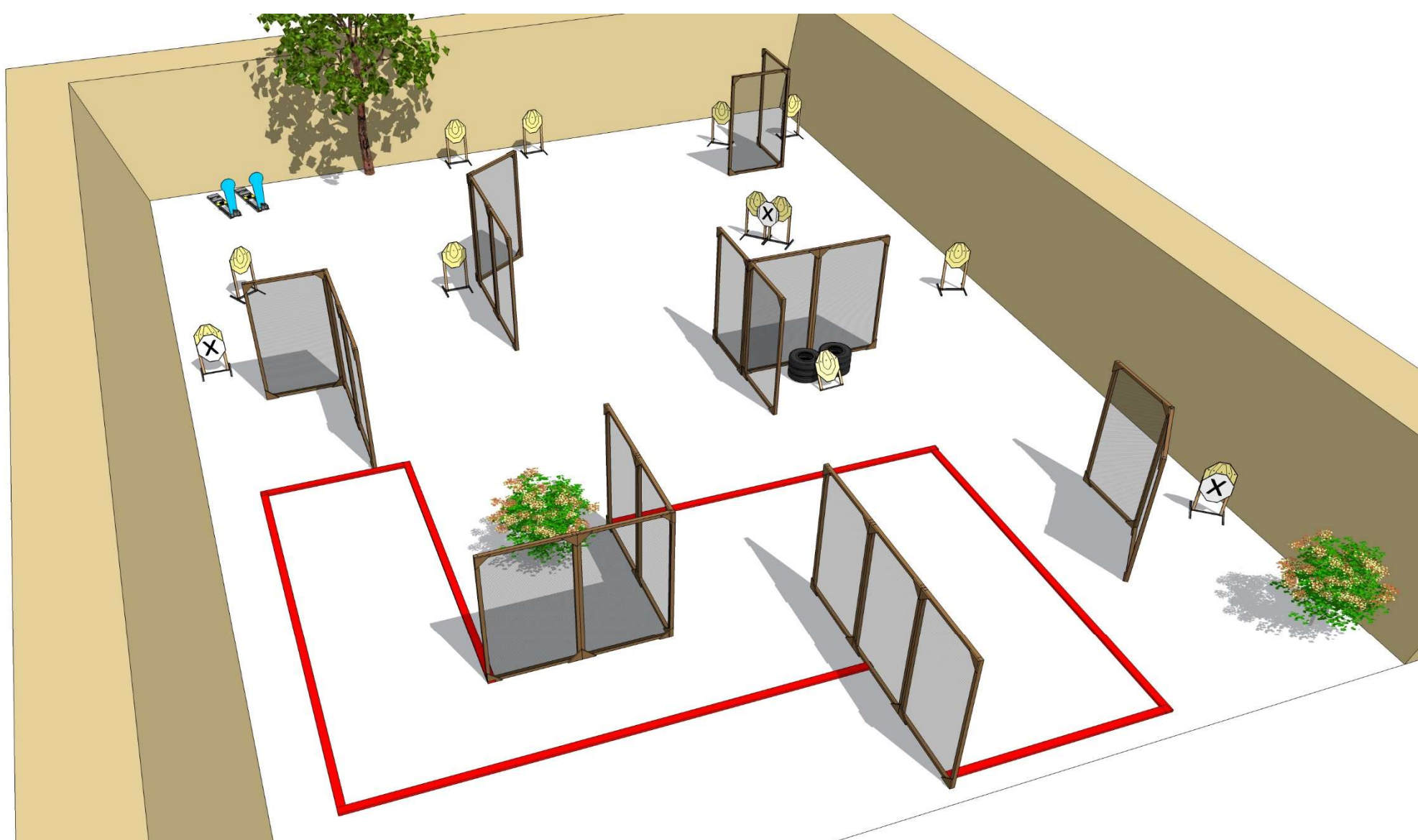
Audible

**Procedure:**

IP1 activates target T1. All moving targets stay visible at the end of their movement.

**Safety angles:**

90° left and right, top of berms

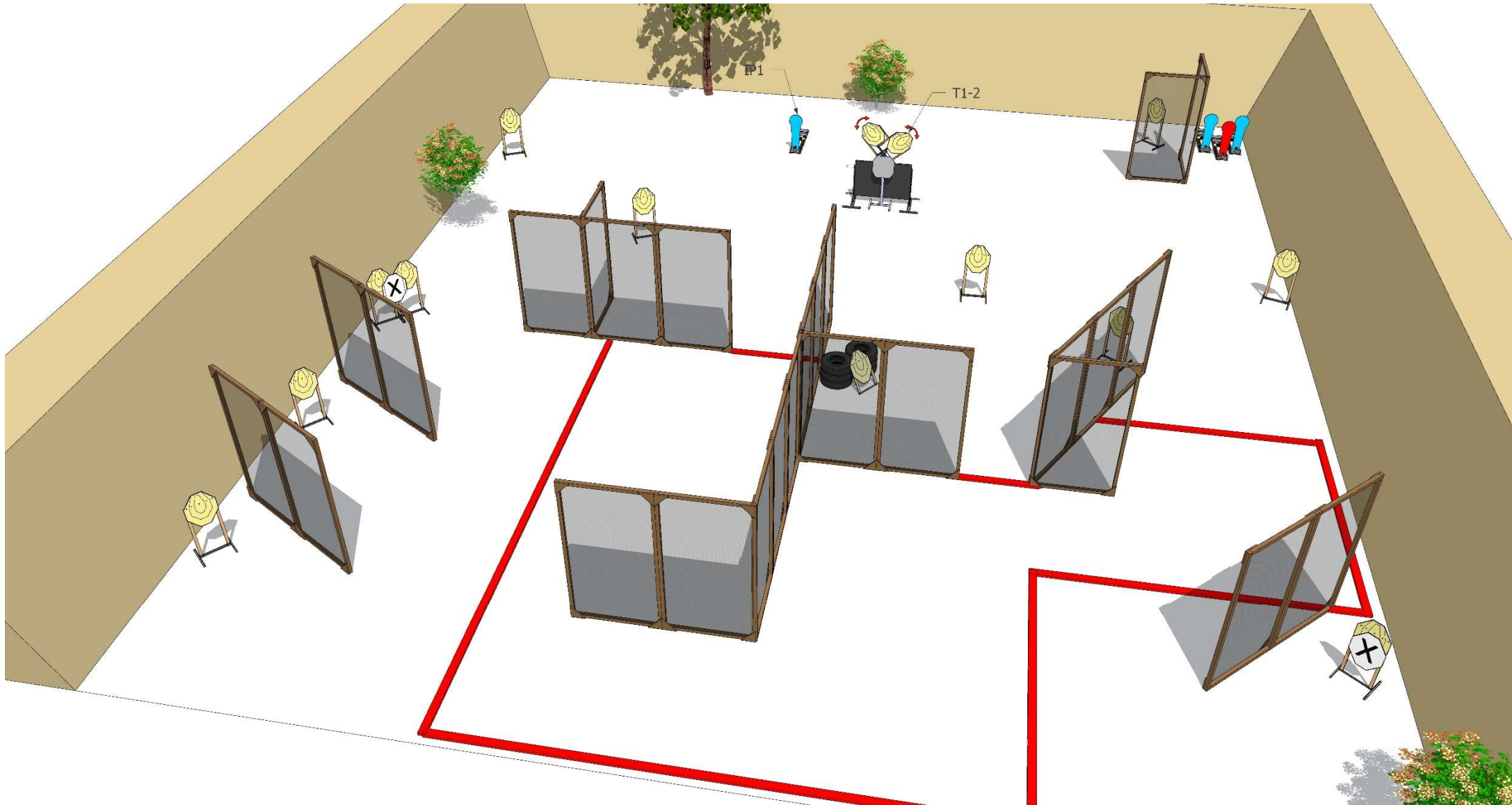


**Targets:**  
**Number of rounds to be scored:**  
**Start position:**  
**Handgun Ready Condition:**  
**Time start:**  
**Procedure:**  
**Safety angles:**

### STAGE 11

12 IPSC Targets, 2 IPSC Poppers, 3 NS  
 26  
 Standing anywhere inside the marked area, as demonstrated by RO  
 Audible  
 after start signal engage target from within designated area.  
 90° left and right, top of berms



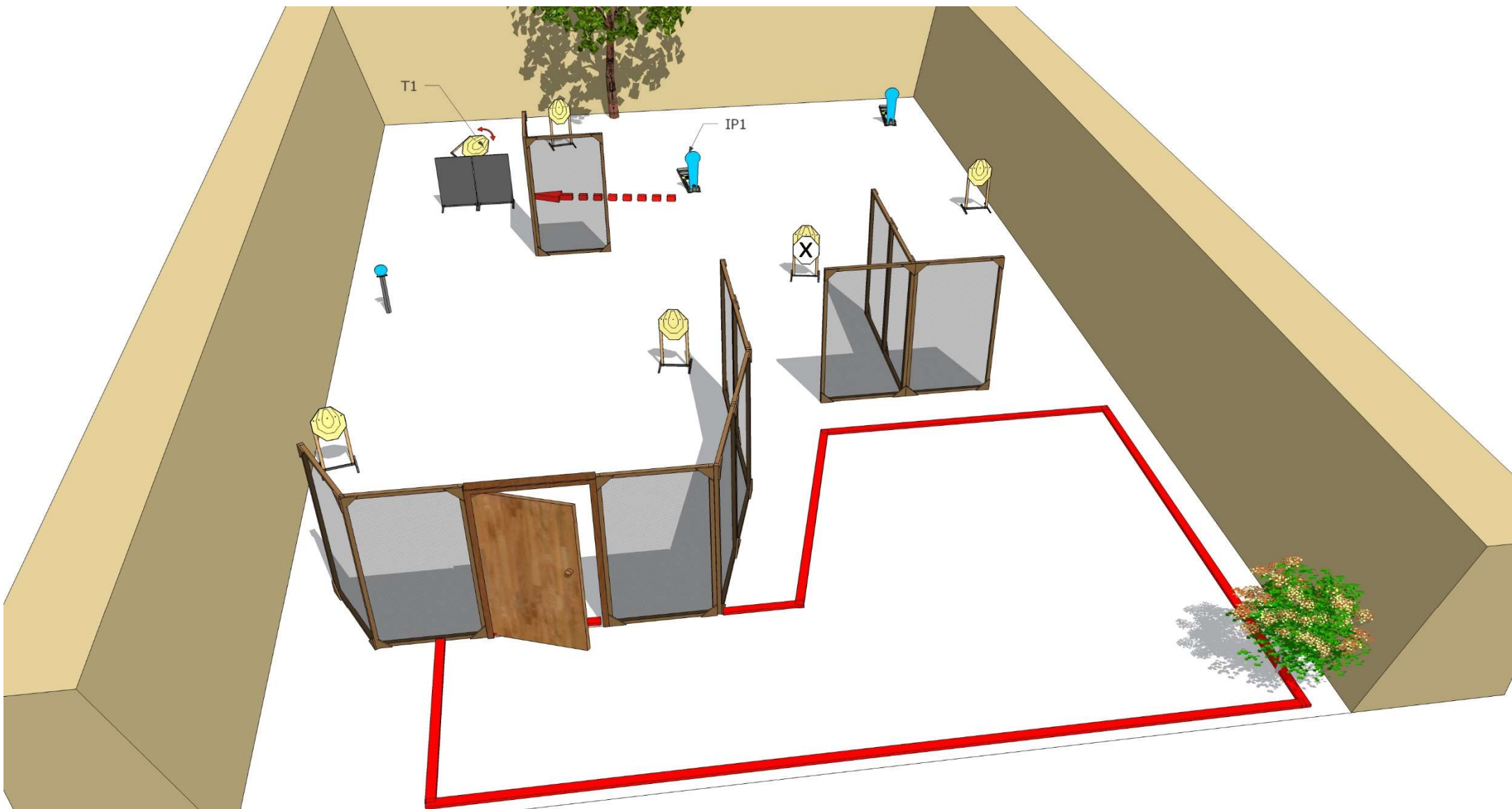


## STAGE 12

**Targets:**  
**Number of rounds to be scored:**  
**Start position:**  
**Handgun Ready Condition:**  
**Time start:**  
**Procedure:**  
**Safety angles:**

14 IPSC Targets, 3 IPSC Poppers  
 31  
 Standing anywhere inside the marked area, as demonstrated by RO  
 Audible  
 IP1 activates target T1 & T2. All moving targets stay visible at the end of their movement.  
 90° left and right, top of berms





**Targets:**  
**Number of rounds to be scored:**  
**Start position:**  
**Handgun Ready Condition:**  
**Time start:**  
**Procedure:**  
**Safety angles:**

### STAGE 13

6 IPSC Targets, 2 IPSC Poppers, 1 IPSC Plates, 1 NS

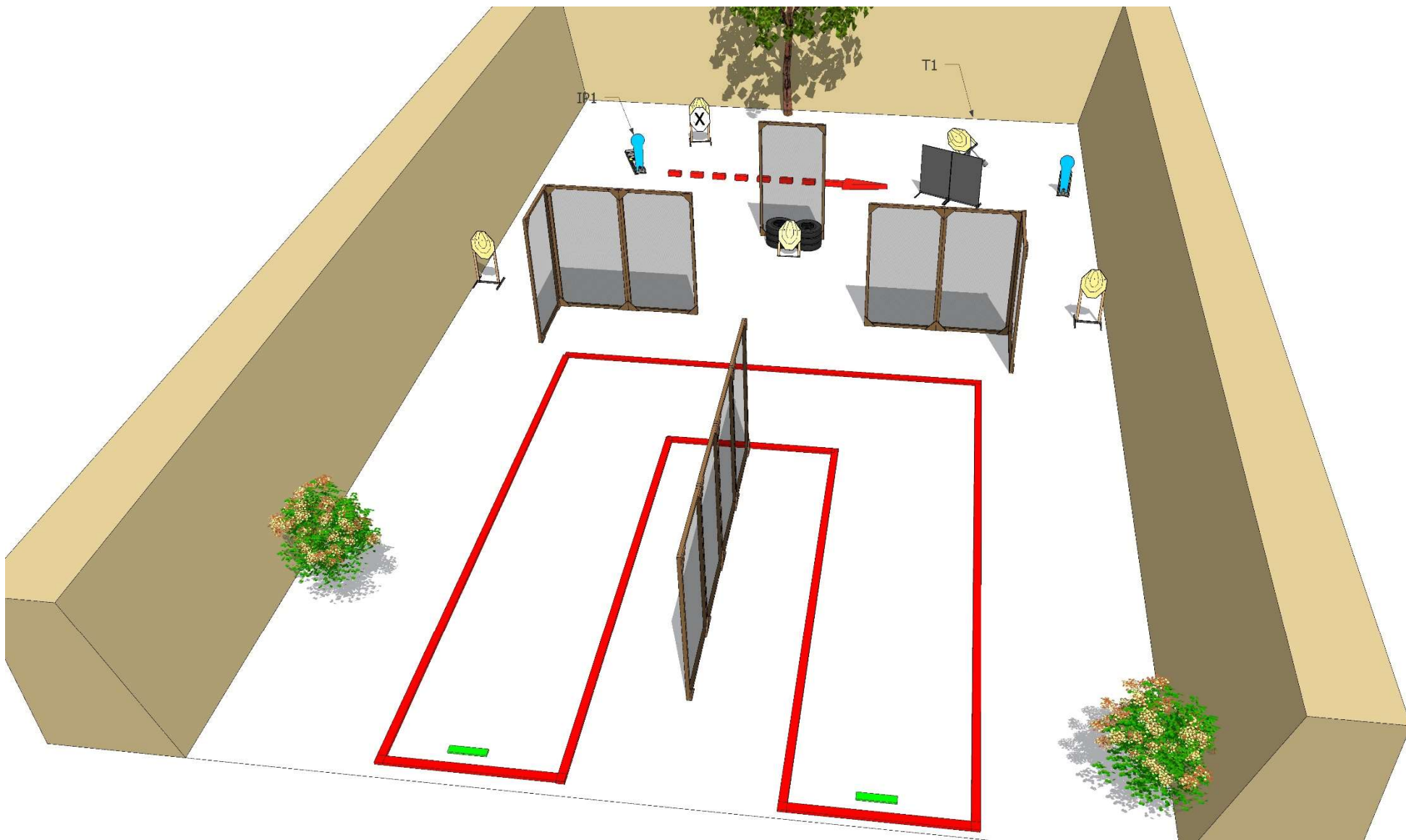
15

Standing anywhere inside the marked area, as demonstrated by RO

Audible

IP1 activates target T1. All moving targets stay visible at the end of their movement.

90° left and right, top of berms



## STAGE 14

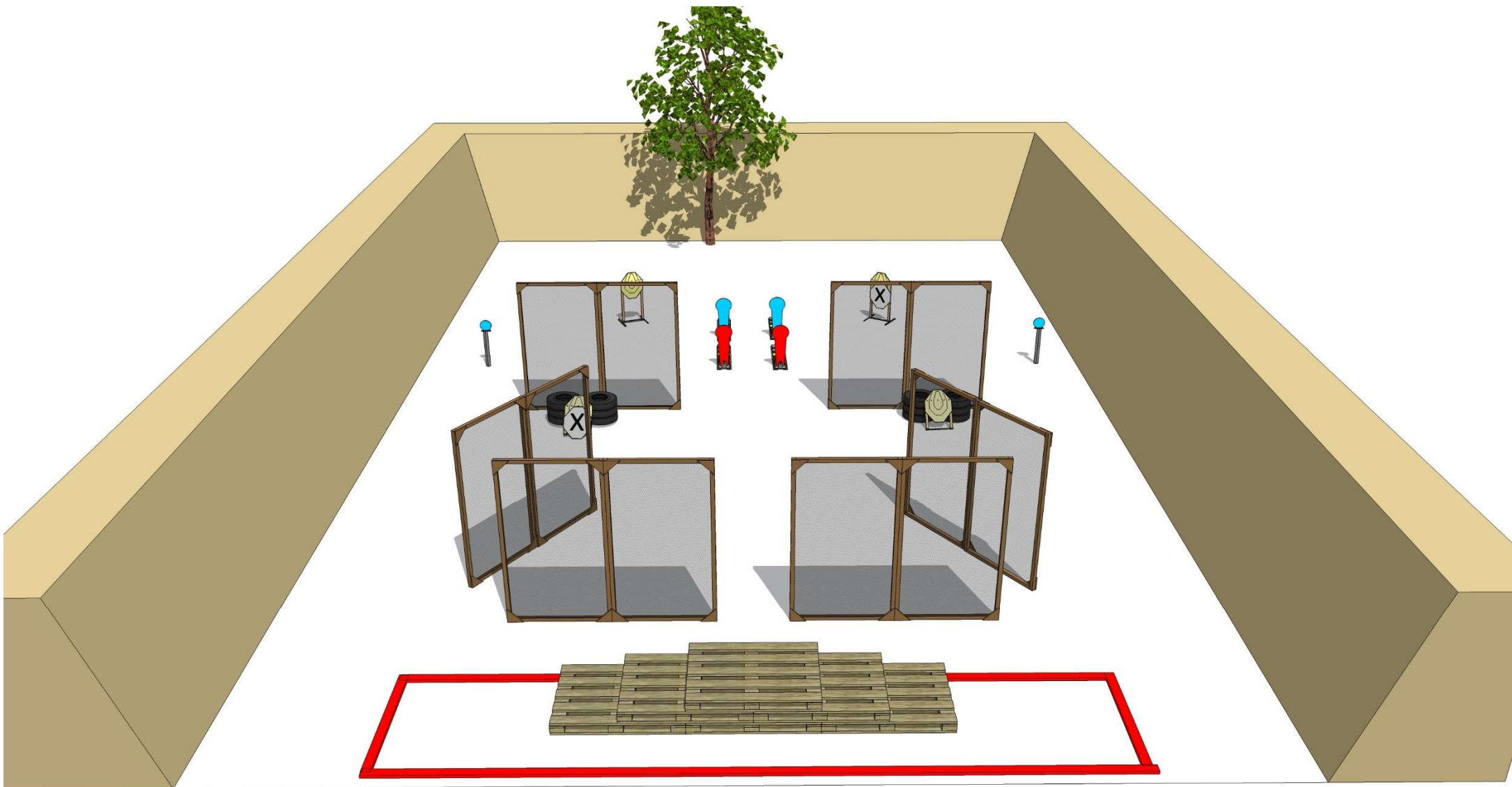
**Targets:**  
**Number of rounds to be scored:**  
**Start position:**  
**Handgun Ready Condition:**  
**Time start:**  
**Procedure:**  
**Safety angles:**

5 IPSC Targets, 2 IPSC Poppers, 1 NS  
12  
Standing at one of marks, one foot touching mark, as demonstrated by RO  
  
Audible  
IP1 activates target T1. All moving targets stay visible at the end of their movement.  
90° left and right, top of berms





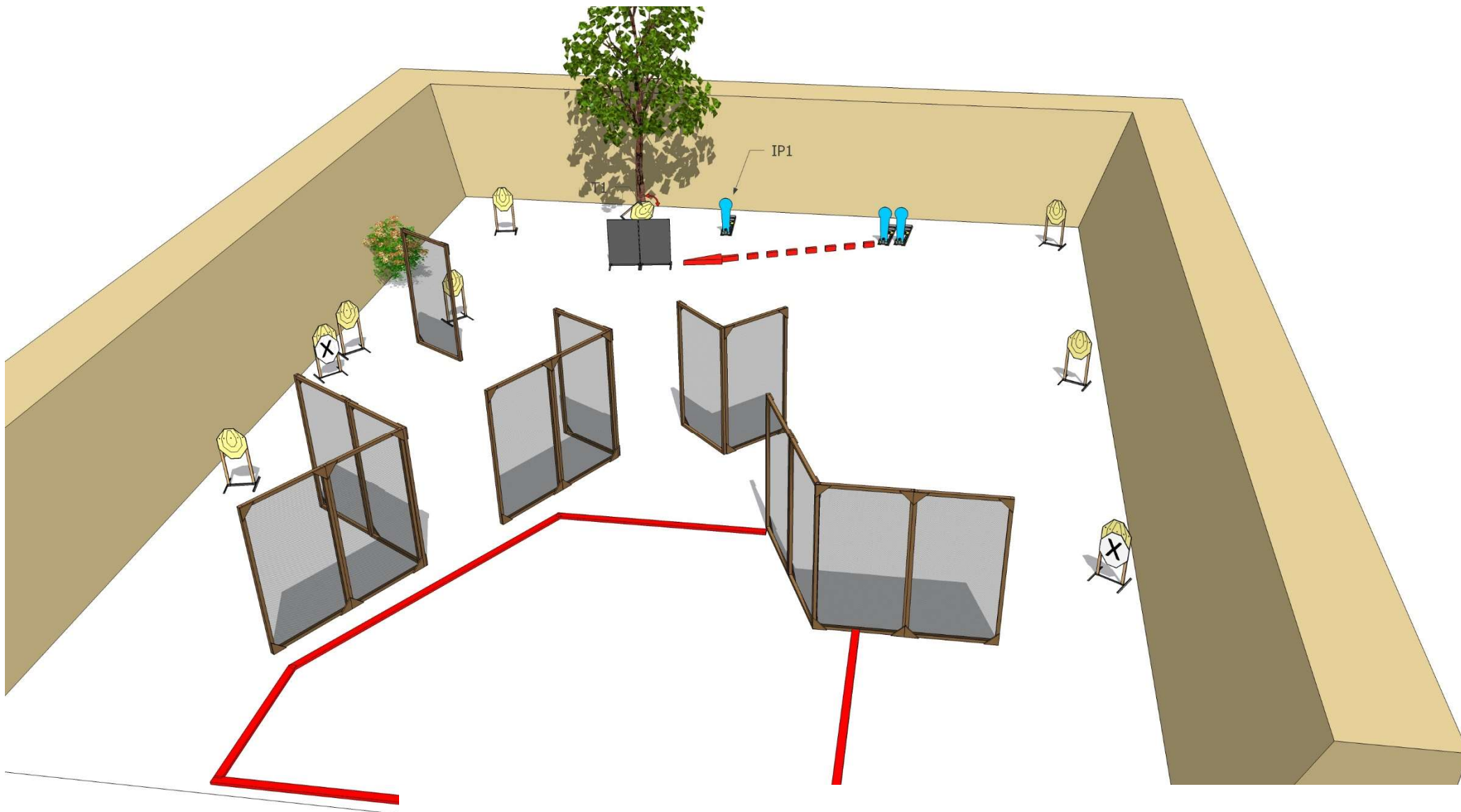




**Targets:**  
**Number of rounds to be scored:**  
**Start position:**  
**Handgun Ready Condition:**  
**Time start:**  
**Procedure:**  
**Safety angles:**

### STAGE 16

4 IPSC Targets, 2 IPSC Poppers, 2 IPSC Plates, 2 NS  
 12  
 Standing anywhere inside the marked area, as demonstrated by RO  
 Audible  
 after start signal engage target from within designated area.  
 90° left and right, top of berms



**Targets:**  
**Number of rounds to be scored:**  
**Start position:**  
**Handgun Ready Condition:**  
**Time start:**  
**Procedure:**  
**Safety angles:**

### STAGE 17

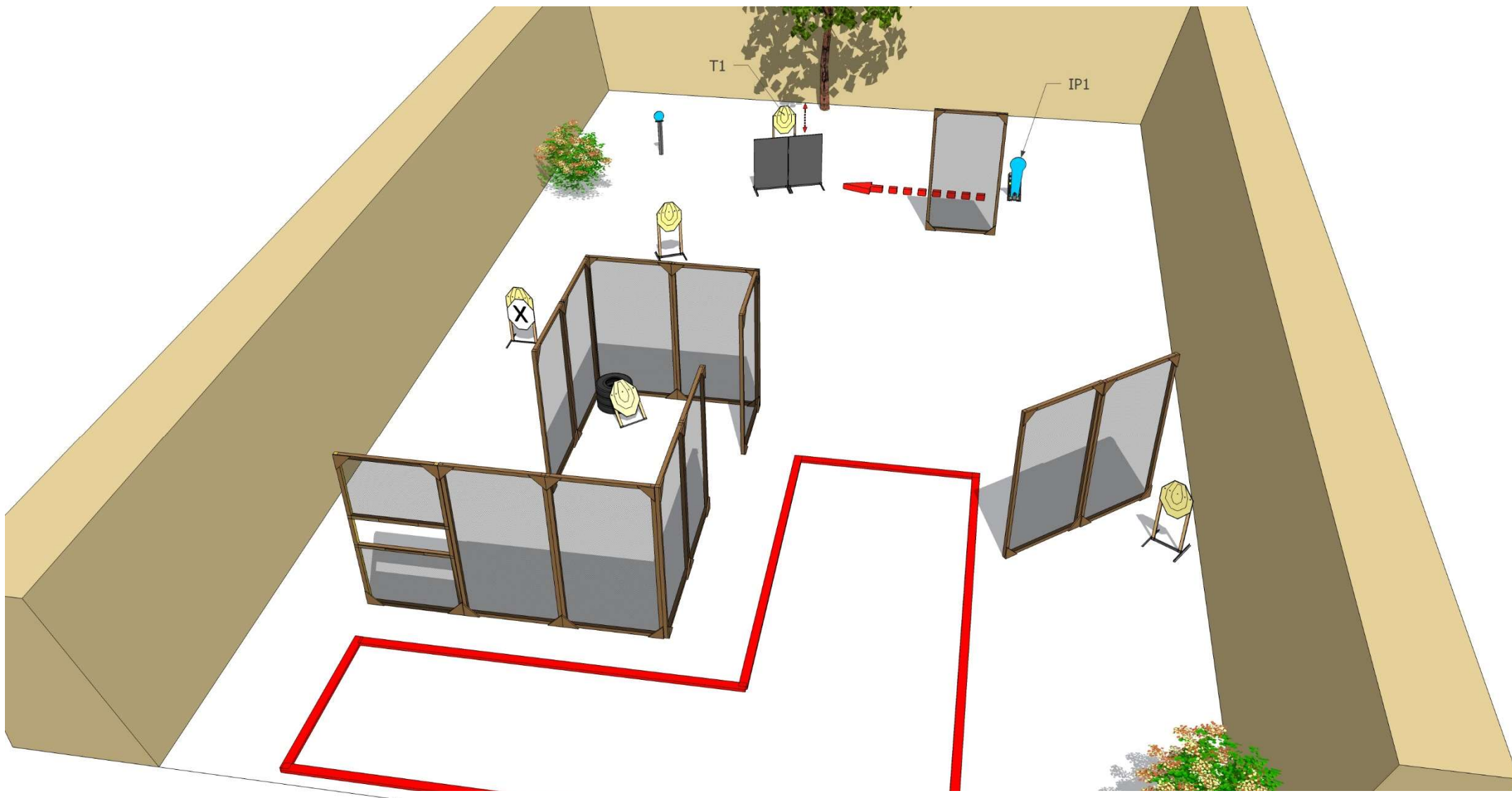
9 IPSC Targets, 3 IPSC Poppers  
 21

Standing anywhere inside the marked area, as demonstrated by RO

Audible

IP1 activates target T1. All moving targets stay visible at the end of their movement.  
 90° left and right, top of berms





WWW.HALINKA-ARMS.PL

### STAGE 18

Targets: 5 IPSC Targets, 1 IPSC Poppers, 1 IPSC Plates

Number of rounds to be scored: 12

Start position: Standing anywhere inside the marked area, as demonstrated by RO

Targets:

Number of rounds to be scored:

Start position:

Handgun Ready Condition:

Time start:

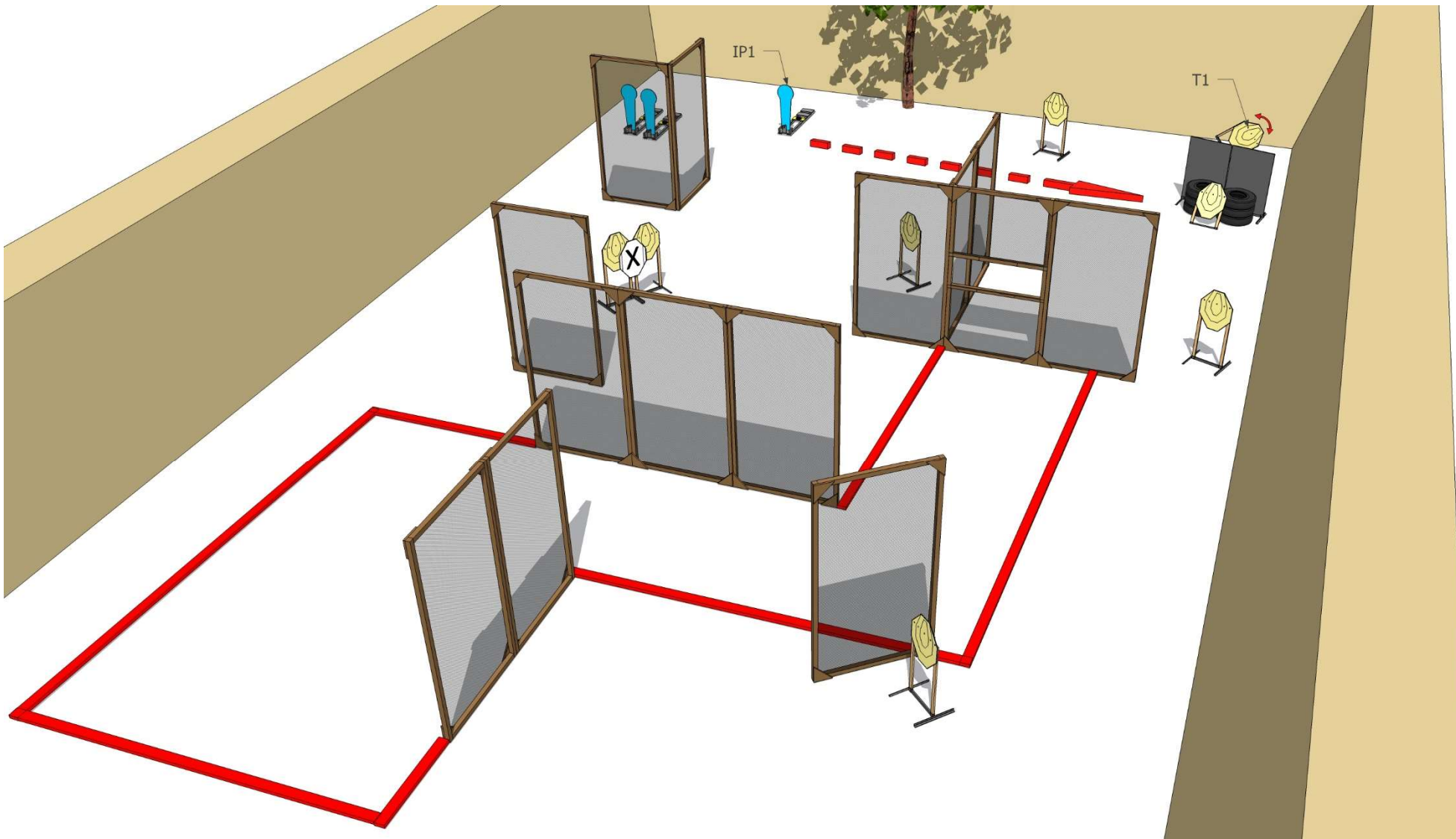
Procedure:

Safety angles:

Audible

IP1 activates target T1. All moving targets stay visible at the end of their movement.

90° left and right, top of berms



WWW.HALINKA-ARMS.PL

**Targets:**  
**Number of rounds to be scored:**  
**Start position:**  
**Handgun Ready Condition:**  
**Time start:**  
**Procedure:**  
**Safety angles:**

### STAGE 19

8 IPSC Targets, 3 IPSC Poppers

19

Standing anywhere inside the marked area, as demonstrated by RO

Audible

IP1 activates target T1. All moving targets stay visible at the end of their movement.

90° left and right, top of berms

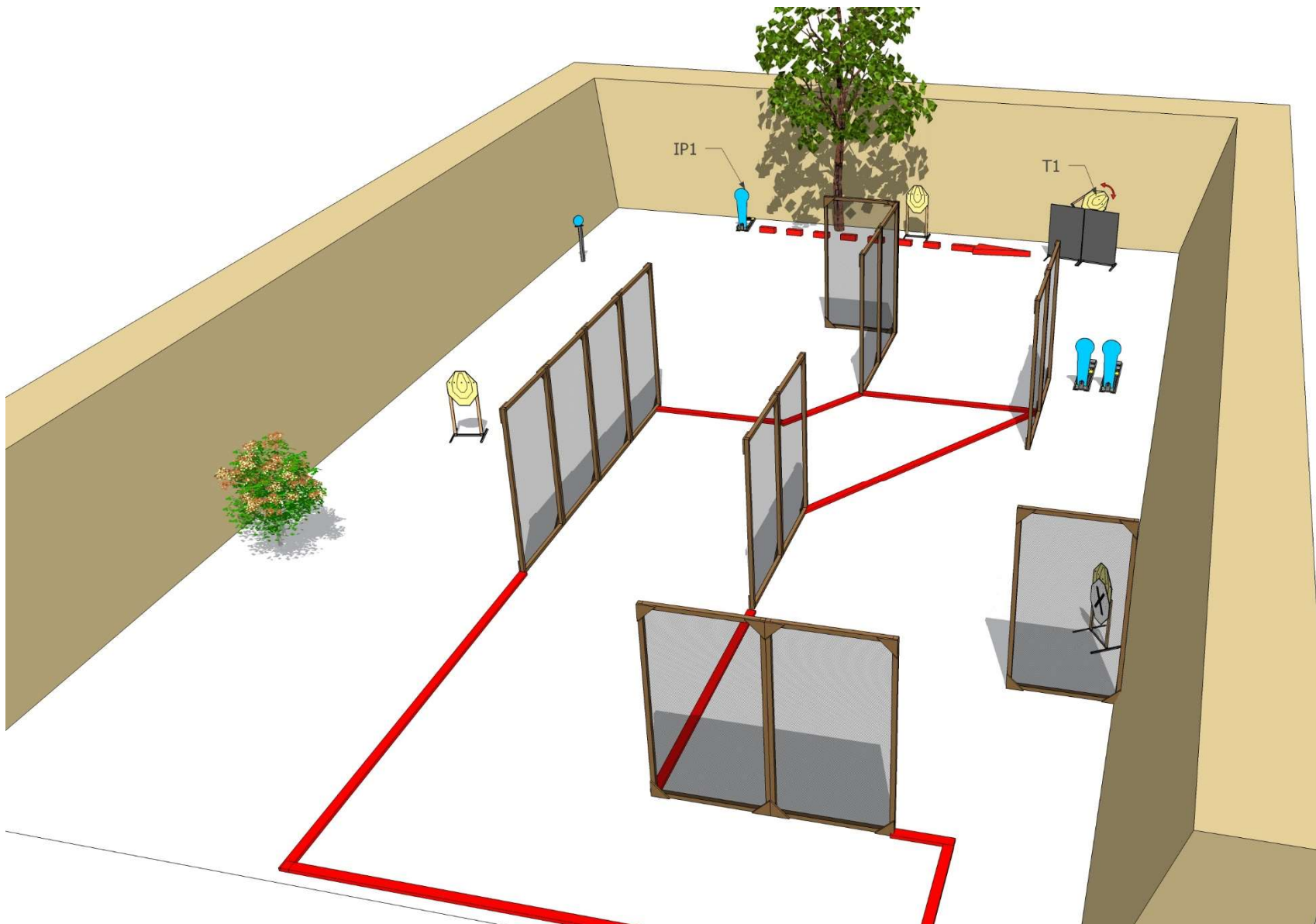


**Targets:**  
**Number of rounds to be scored:**  
**Start position:**  
**Handgun Ready Condition:**  
**Time start:**  
**Procedure:**  
**Safety angles:**

## STAGE 20

4 IPSC Targets, 2 IPSC Poppers, 2 IPSC Plates  
 12  
 Standing anywhere inside the marked area, as demonstrated by RO  
 Audible  
 after start signal engage target from within designated area.  
 90° left and right, top of berms





WWW.HALINKA-ARMS.PL

**Targets:**  
**Number of rounds to be scored:**  
**Start position:**  
**Handgun Ready Condition:**  
**Time start:**  
**Procedure:**  
**Safety angles:**

## STAGE 21

4 IPSC Targets, 3 IPSC Poppers, 1 IPSC Plates

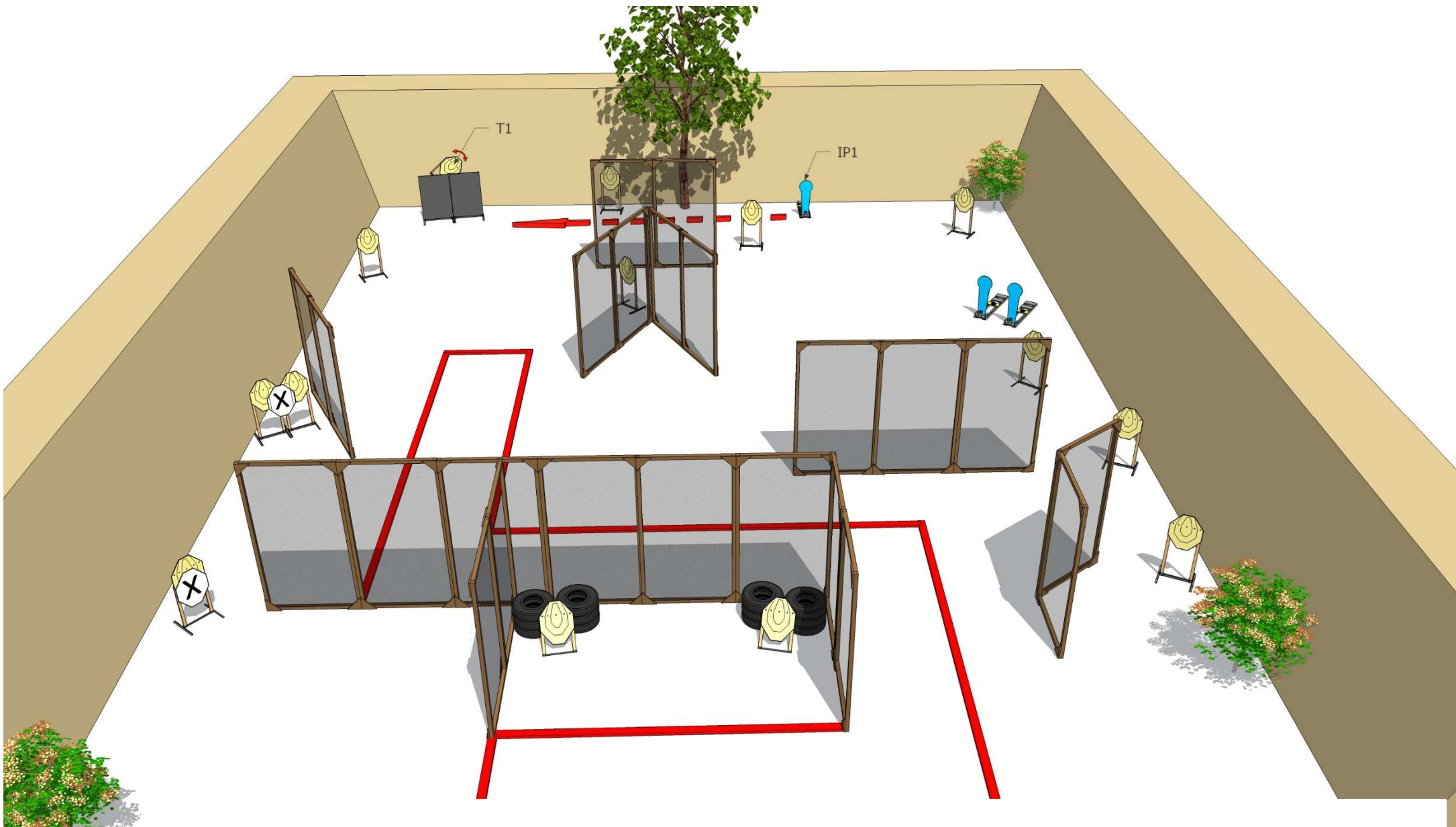
12

Standing anywhere inside the marked area, as demonstrated by RO

Audible

IP1 activates target T1. All moving targets stay visible at the end of their movement.

90° left and right, top of berms



**Targets:**  
**Number of rounds to be scored:**  
**Start position:**  
**Handgun Ready Condition:**  
**Time start:**  
**Procedure:**  
**Safety angles:**

## STAGE 22

14 IPSC Targets, 3 IPSC Poppers

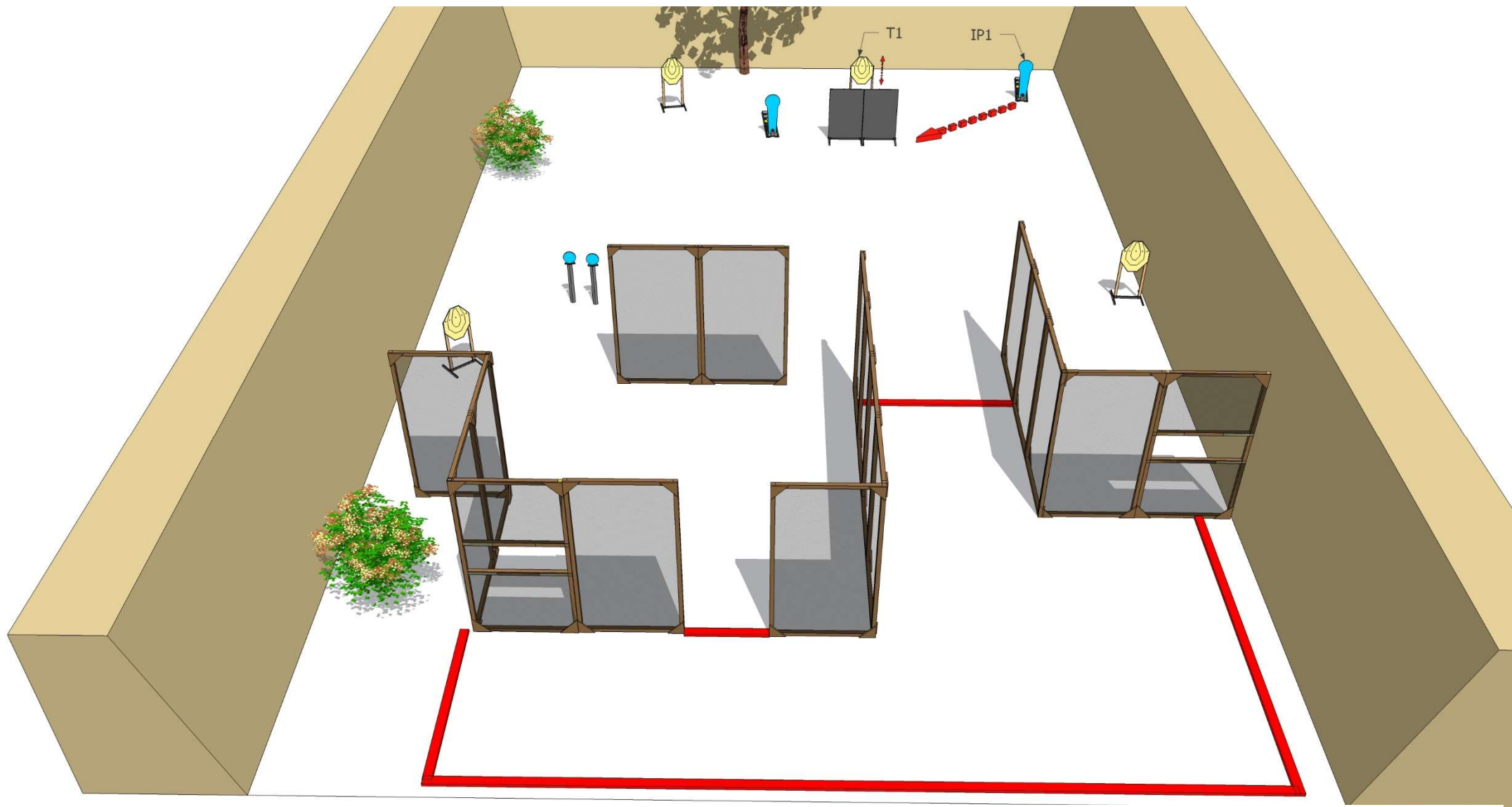
31

Standing anywhere inside the marked area, as demonstrated by RO

Audible

IP1 activates target T1. All moving targets stay visible at the end of their movement.

90° left and right, top of berms



WWW.HALINKA-ARMS.PL

**Targets:**  
**Number of rounds to be scored:**  
**Start position:**  
**Handgun Ready Condition:**  
**Time start:**  
**Procedure:**  
**Safety angles:**

### STAGE 23

4 IPSC Targets, 2 IPSC Poppers, 2 IPSC Plates

12

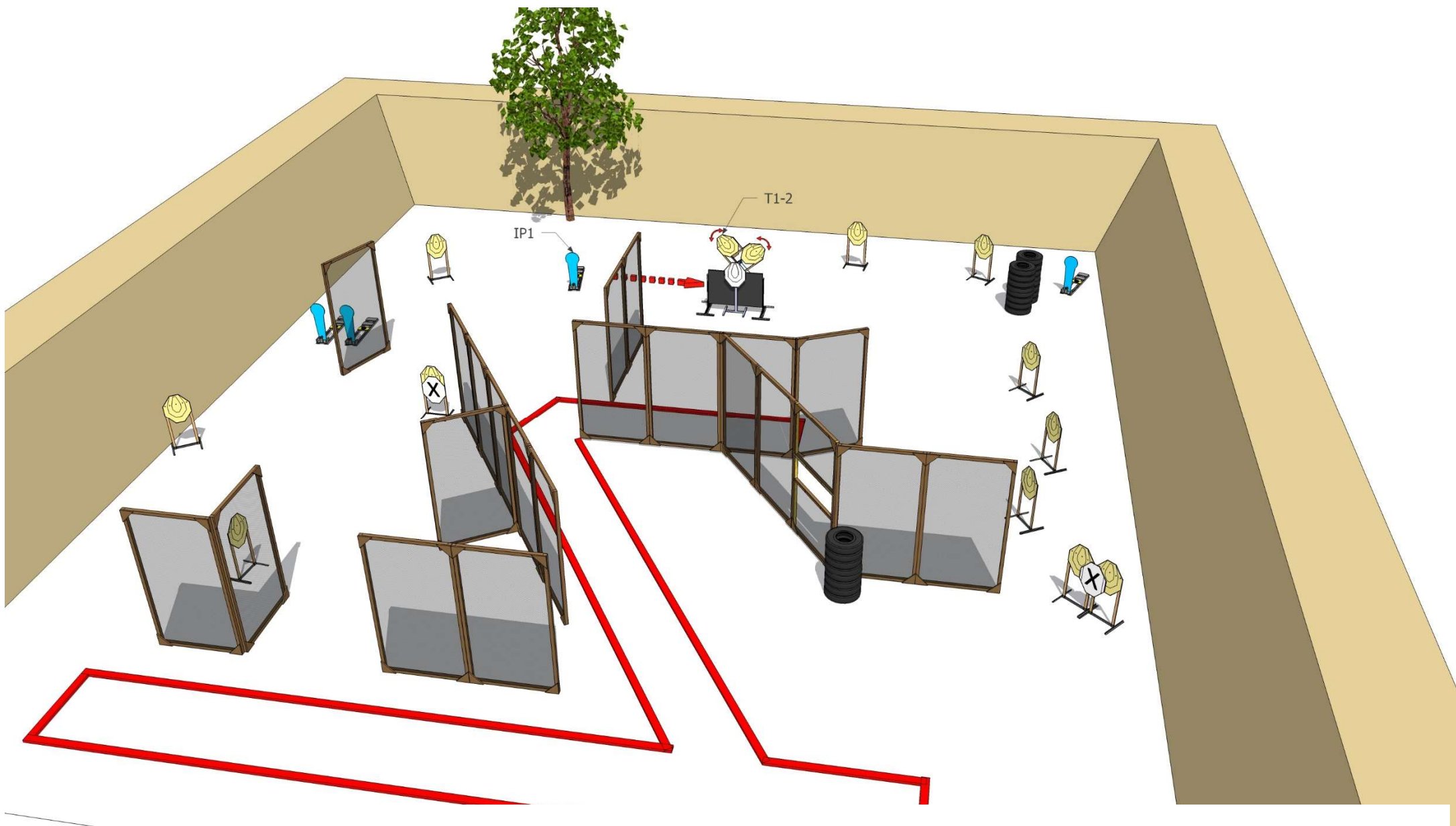
Standing anywhere inside the marked area, as demonstrated by RO

Audible

IP1 activates target T1. All moving targets stay visible at the end of their movement.

90° left and right, top of berms





**Targets:**  
**Number of rounds to be scored:**  
**Start position:**  
**Handgun Ready Condition:**  
**Time start:**  
**Procedure:**  
**Safety angles:**

### STAGE 24

13 IPSC Targets, 4 IPSC Poppers

30

Standing anywhere inside the marked area, as demonstrated by RO

Audible

IP1 activates target T1 & T2. All moving targets stay visible at the end of their movement.

90° left and right, top of berms