

## STAGE 1

**Targets:**  
**Number of rounds to be scored:**  
**Start position:**  
**PCC Firearm start position:**

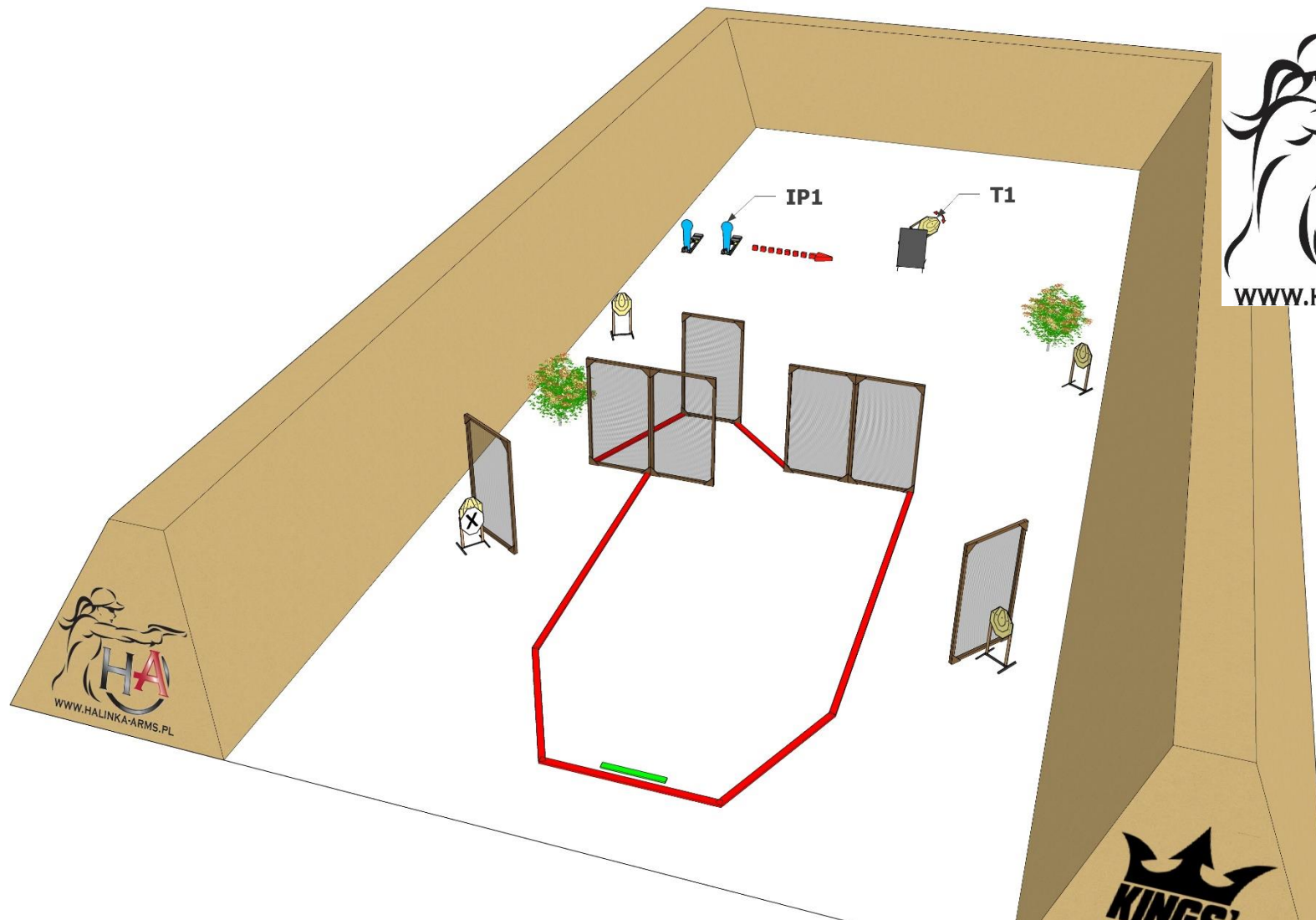
9 IPSC Targets, 2 IPSC Poppers, 1 NS  
 20  
 Standing at marks as demonstrated by RO  
 standing erect, firearm in the ready condition, held in both hands, stock touching the competitor at hip level, barrel parallel to the ground, trigger guard downwards, muzzle pointing downrange with the fingers outside the trigger guard

**Handgun Ready Condition:**  
**PCC condition:**  
**Time start:**  
**Procedure:**

Loaded - Option 1  
 Audible  
 after start signal engage target from within designated area, IP1 activates target T1. IP2 activates target T2. All moving targets stay visible at the end of their movement.

**Safety angles:**

90° left and right, top of berms



## STAGE 2

**Targets:**

5 IPSC Targets, 2 IPSC Poppers, 1 NS

**Number of rounds to be scored:**

12

**Start position:**

Standing at marks as demonstrated by RO

**PCC Firearm start position:**

standing erect, firearm in the ready condition, held in both hands, stock touching the competitor at hip level, barrel parallel to the ground, trigger guard downwards, muzzle pointing downrange with the fingers outside the trigger guard

**Handgun Ready Condition:**

Loaded - Option 1

**PCC condition:**

Audible

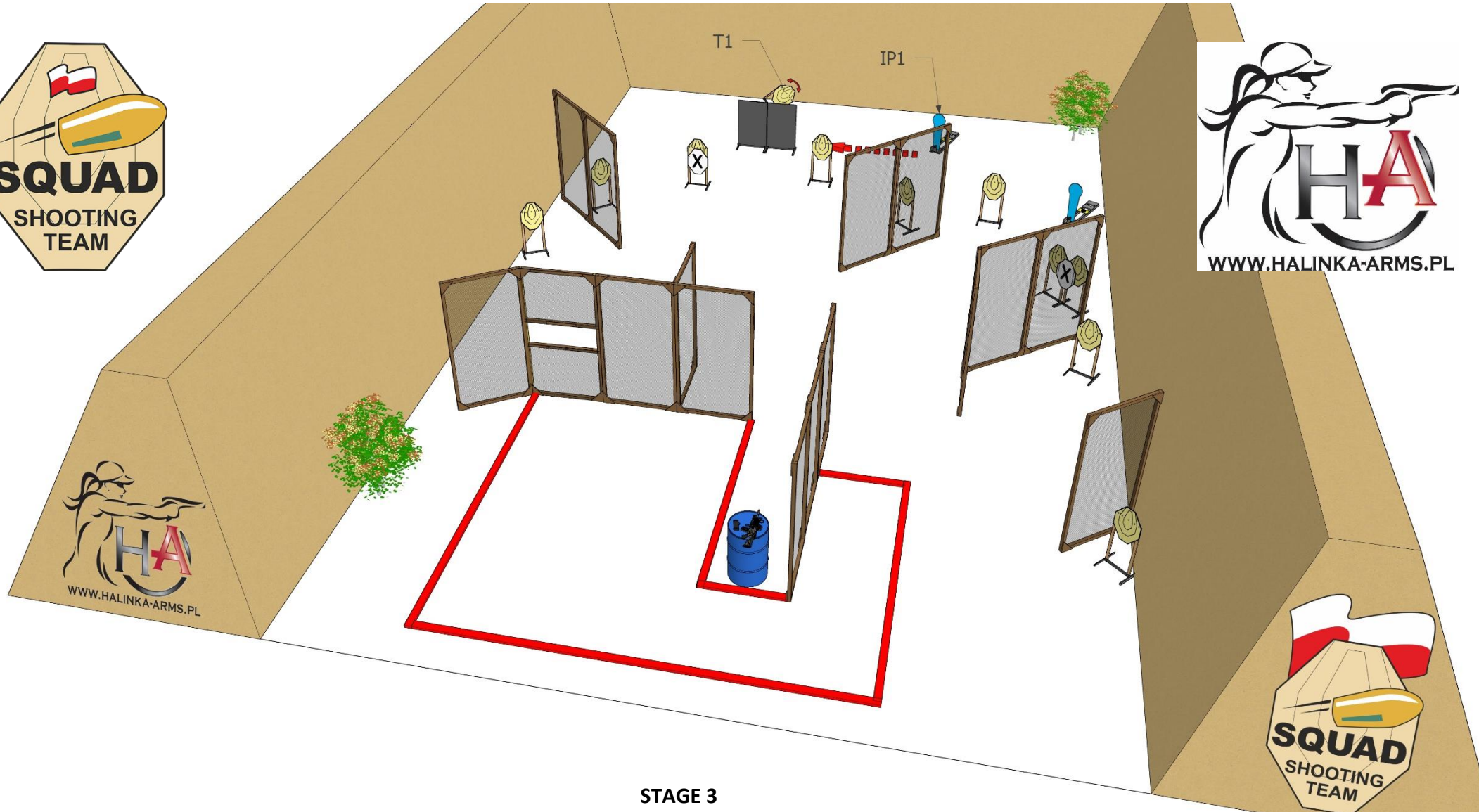
**Time start:**

**Procedure:**

after start signal engage target from within designated area, IP1 activates target T1. All moving targets stay visible at the end of their movement.

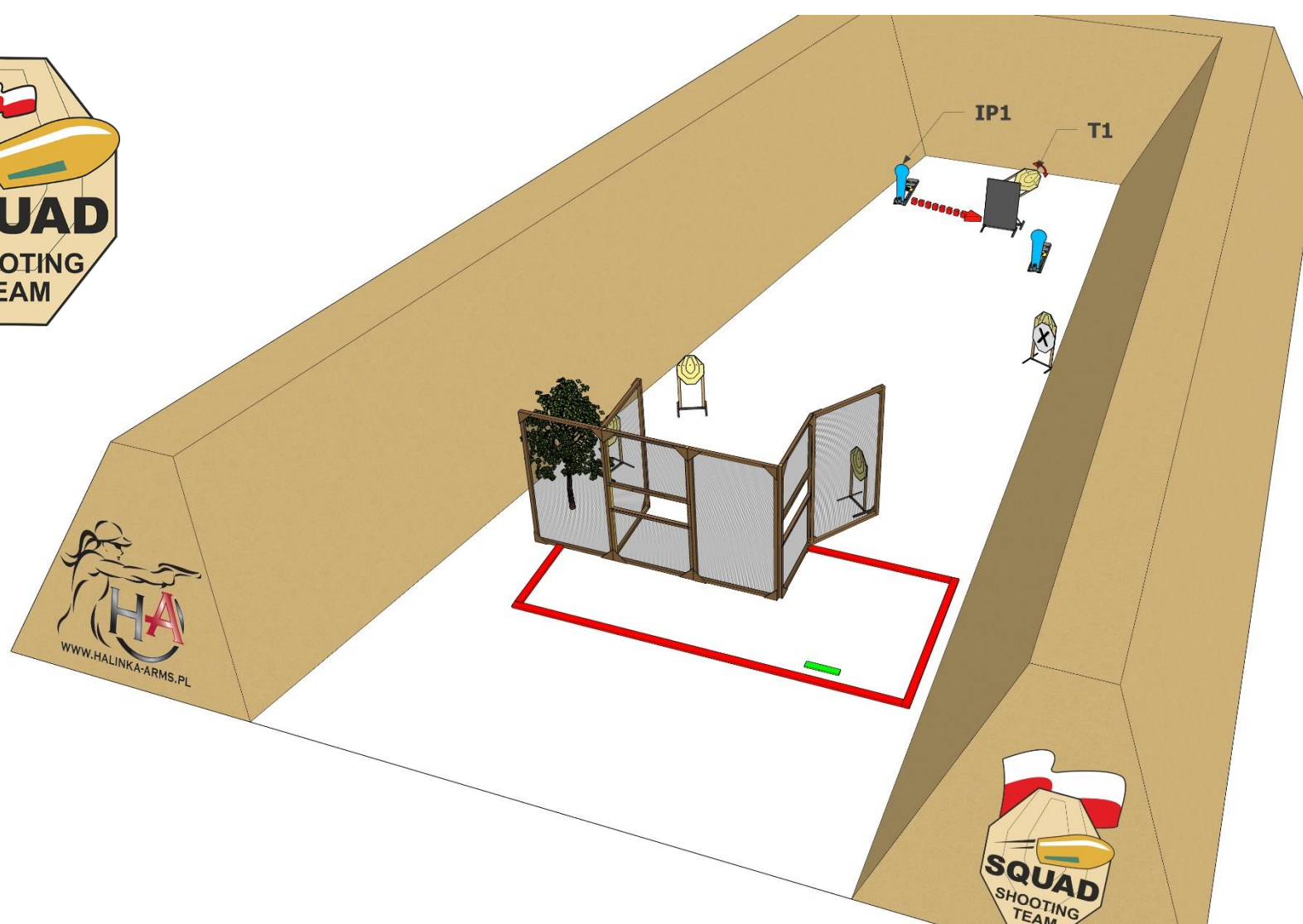
**Safety angles:**

90° left and right, top of berms



### STAGE 3

<b>Targets:</b>	11 IPSC Targets, 2 IPSC Poppers, 2 NS
<b>Number of rounds to be scored:</b>	24
<b>Start position:</b>	Standing anywhere inside the marked area, as demonstrated by RO
<b>PCC Firearm start position:</b>	Unloaded, chamber&magwell empty, lying on barell, all magazines on barell
<b>Handgun Ready Condition:</b>	Unloaded - Option 3, lying on barell, all magazines on barell
<b>PCC condition:</b>	Audible
<b>Time start:</b>	after start signal engage target from within designated area, IP1 activates target T1. All moving targets stay visible at the end of their movement.
<b>Procedure:</b>	
<b>Safety angles:</b>	90° left and right, top of berms



**Targets:**

**Number of rounds to be scored:**

**Start position:**

**PCC Firearm start position:**

**Handgun Ready Condition:**

**PCC condition:**

**Time start:**

**Procedure:**

**Safety angles:**

#### STAGE 4

5 IPSC Targets, 2 IPSC Poppers, 1 NS

12

Standing at marks as demonstrated by RO

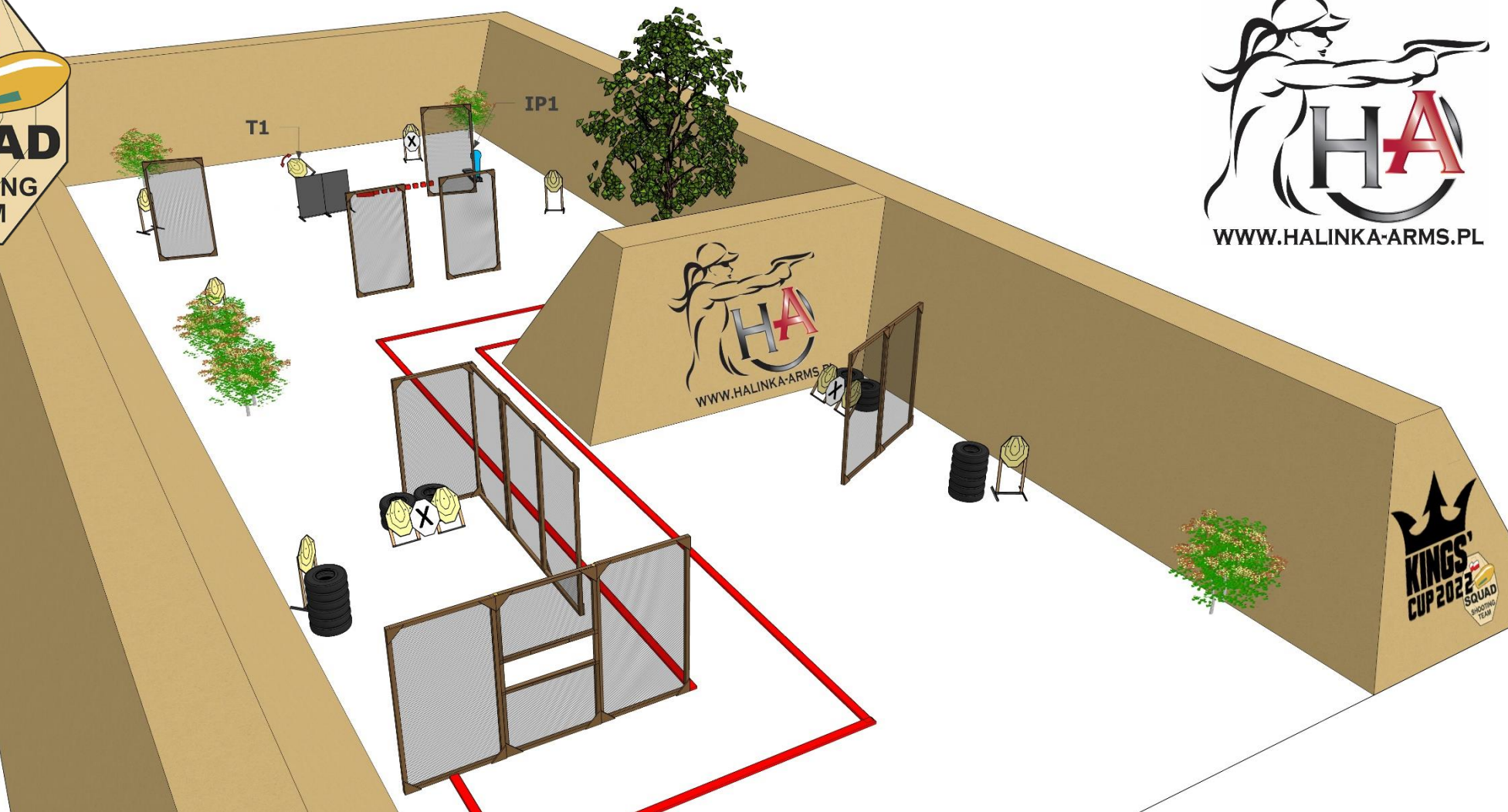
standing erect, firearm in the ready condition, held in both hands, stock touching the competitor at hip level, barrel parallel to the ground, trigger guard downwards, muzzle pointing downrange with the fingers outside the trigger guard

Loaded - Option 1

Audible

after start signal engage target from within designated area, IP1 activates target T1. All moving targets stay visible at the end of their movement.

90° left and right, top of berms



## STAGE 5

**Targets:**

11 IPSC Targets, 1 IPSC Poppers, 3 NS

**Number of rounds to be scored:**

23

**Start position:**

Standing anywhere inside the marked area, as demonstrated by RO

**PCC Firearm start position:**

standing erect, firearm in the ready condition, held in both hands, stock touching the competitor at hip level, barrel parallel to the ground, trigger guard downwards, muzzle pointing downrange with the fingers outside the trigger guard

**Handgun Ready Condition:**

Loaded - Option 1

**PCC condition:**

Audible

**Time start:**

**Procedure:**

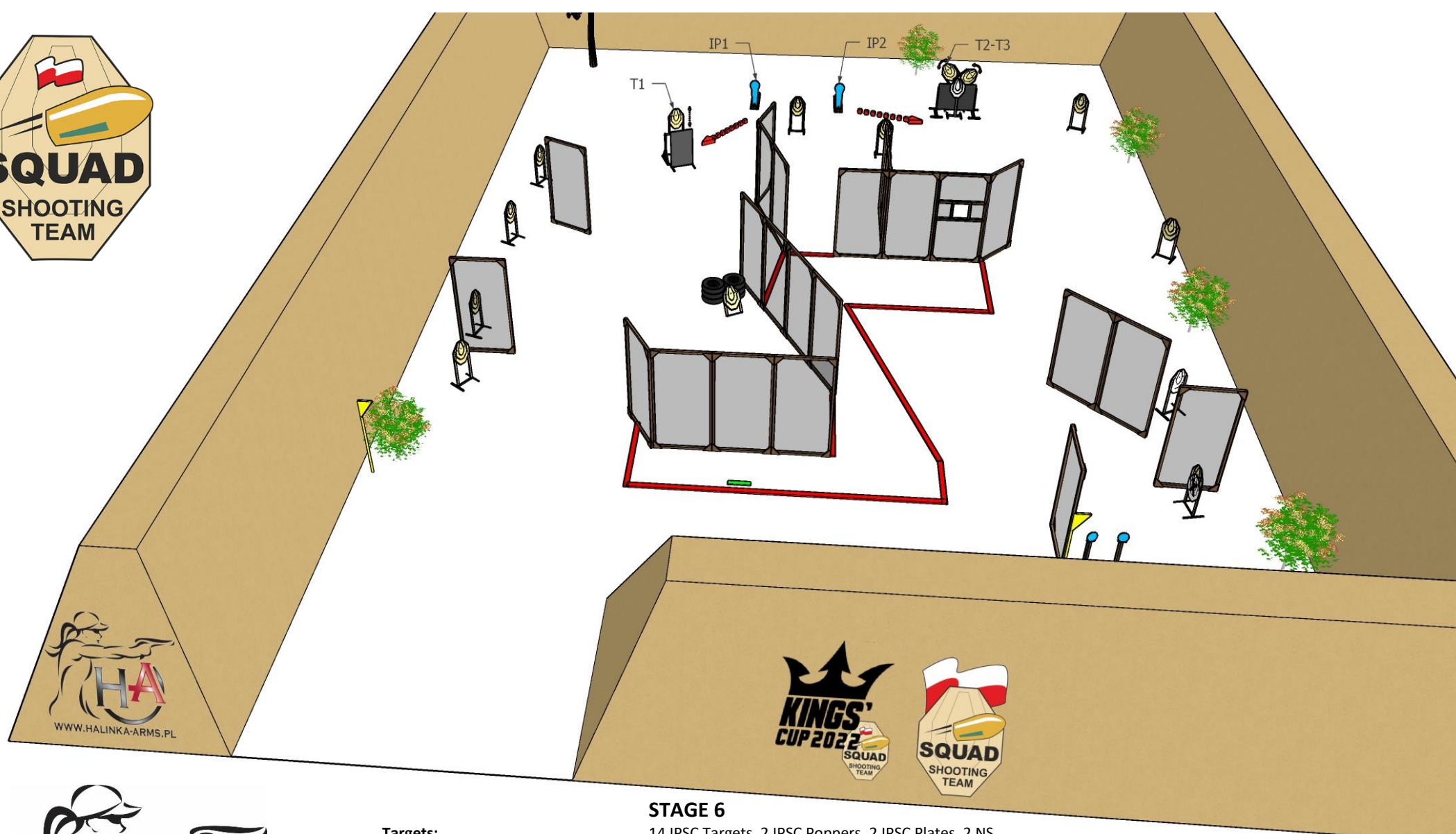
after start signal engage target from within designated area, IP1 activates target T1. All moving targets stay visible at the end of their movement.

**Safety angles:**

90° left and right, top of berms



WWW.HALINKA-ARMS.PL



## STAGE 6

14 IPSC Targets, 2 IPSC Poppers, 2 IPSC Plates, 2 NS

32

Standing at marks as demonstrated by RO

standing erect, firearm in the ready condition, held in both hands, stock touching the competitor at hip level, barrel parallel to the ground, trigger guard downwards, muzzle pointing downrange with the fingers outside the trigger guard

Loaded - Option 1

Audible

after start signal engage target from within designated area, IP1 activates target T1. IP2 activates target T2 + T3. All moving targets stay visible at the end of their movement.

safe flags left and right, top of berms, demonstrated by RO

**Targets:**

**Number of rounds to be scored:**

**Start position:**

**PCC Firearm start position:**

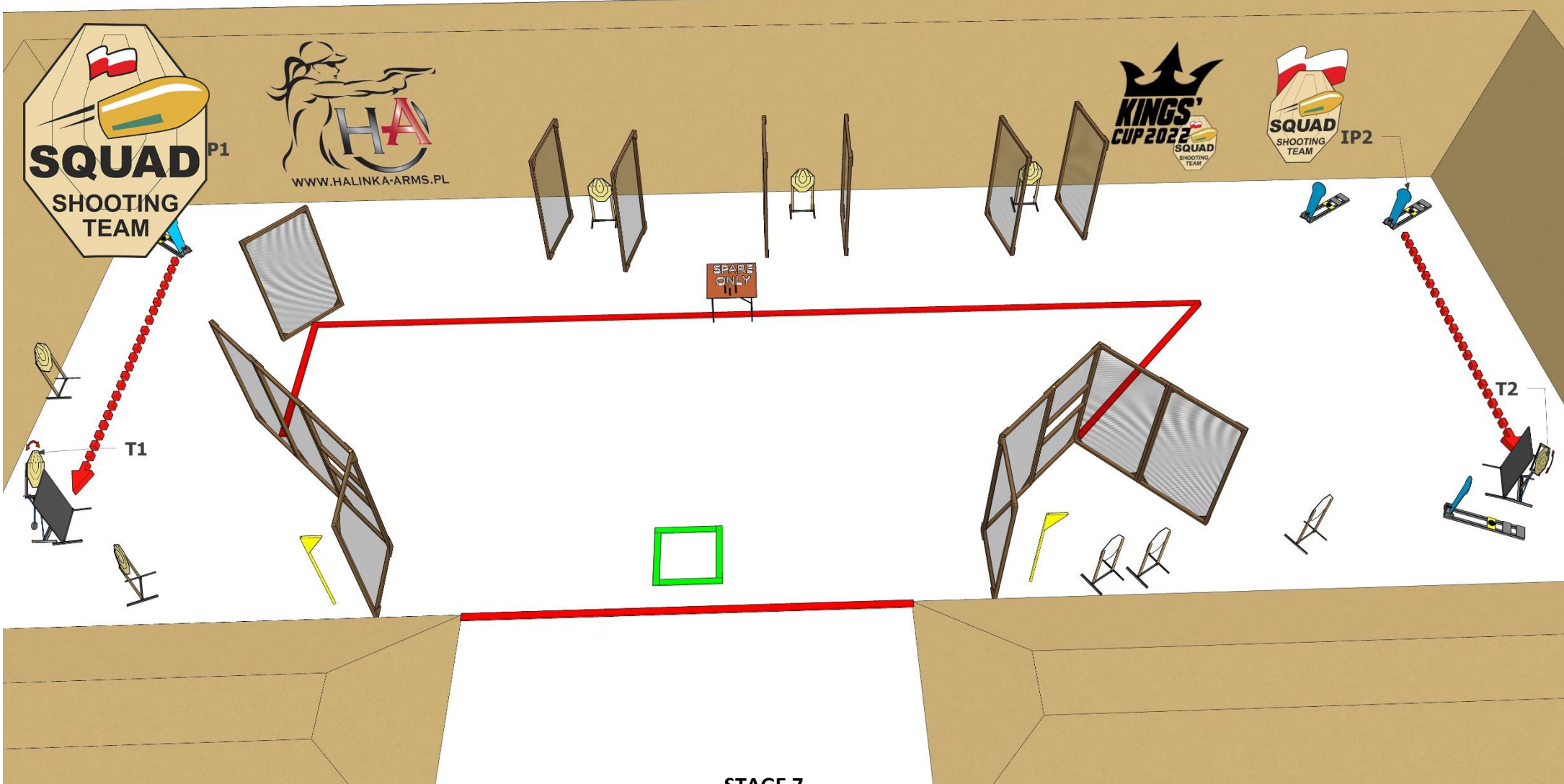
**Handgun Ready Condition:**

**PCC condition:**

**Time start:**

**Procedure:**

**Safety angles:**



**Targets:**  
**Number of rounds to be scored:**  
**Start position:**  
**PCC Firearm start position:**

**Handgun Ready Condition:**  
**PCC condition:**  
**Time start:**  
**Procedure:**

**Safety angles:**

## STAGE 7

10 IPSC Targets, 4 IPSC Poppers

24

Standing at marks as demonstrated by RO

standing erect, firearm in the ready condition, held in both hands, stock touching the competitor at hip level, barrel parallel to the ground, trigger guard downwards, muzzle pointing downrange with the fingers outside the trigger guard. Table may not be used for support while firing shots as it is located outside the area.

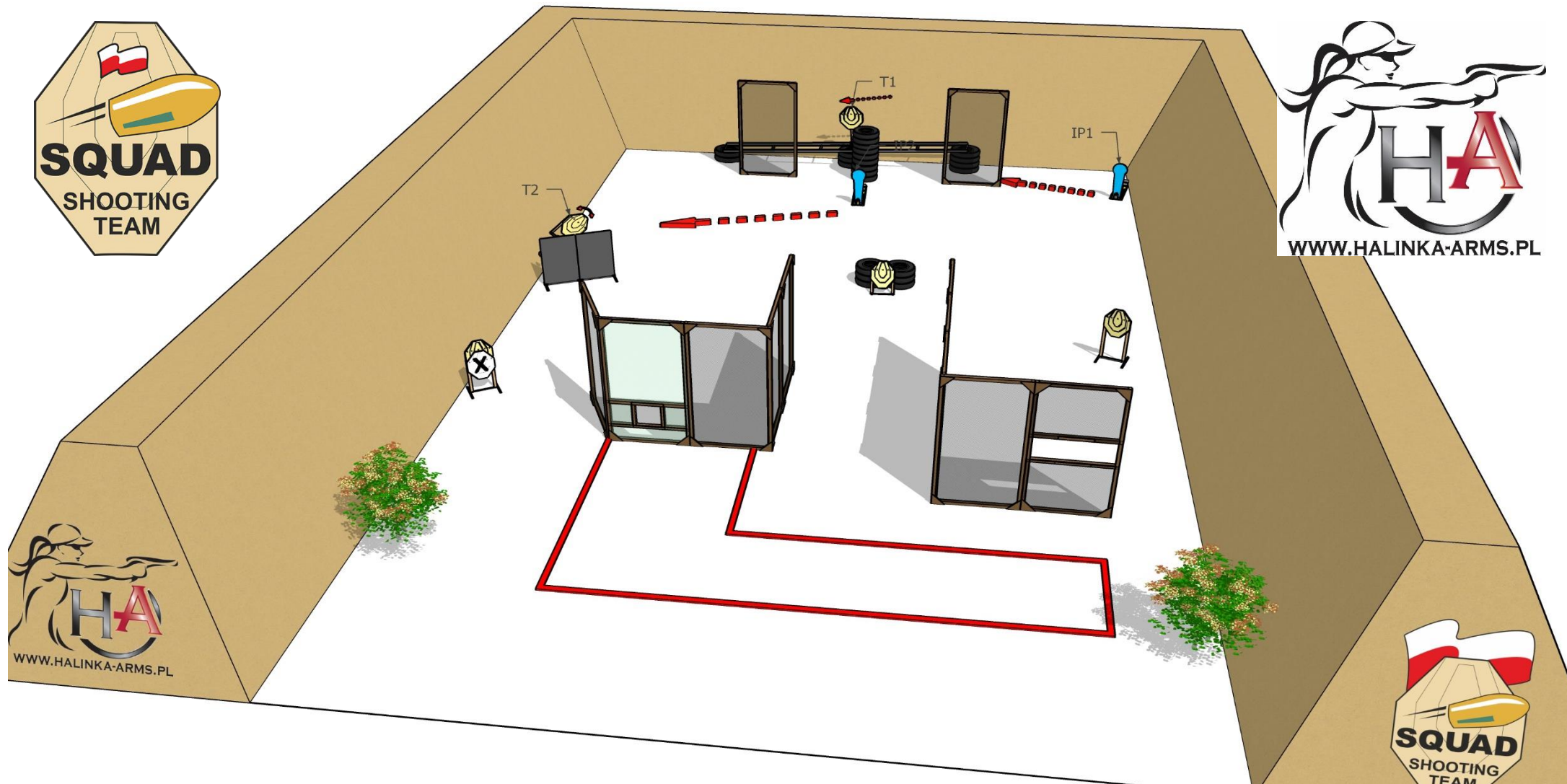
Loaded, holstered, all spare magazines on the table

Loaded - Option 1, all spare magazines on the table

Audible

after start signal engage target from within designated area, IP1 activates target T1. IP2 activates target T2. All moving targets stay visible at the end of their movement.

safe flags left and right, top of berms, demonstrated by RO



### STAGE 8

**Targets:**

5 IPSC Targets, 2 IPSC Poppers, 1 NS

**Number of rounds to be scored:**

12

**Start position:**

Standing anywhere inside the marked area, as demonstrated by RO

**PCC Firearm start position:**

standing erect, firearm in the ready condition, held in both hands, stock touching the competitor at hip level, barrel parallel to the ground, trigger guard downwards, muzzle pointing downrange with the fingers outside the trigger guard

**Handgun Ready Condition:**

Loaded - Option 1

**PCC condition:**

Audible

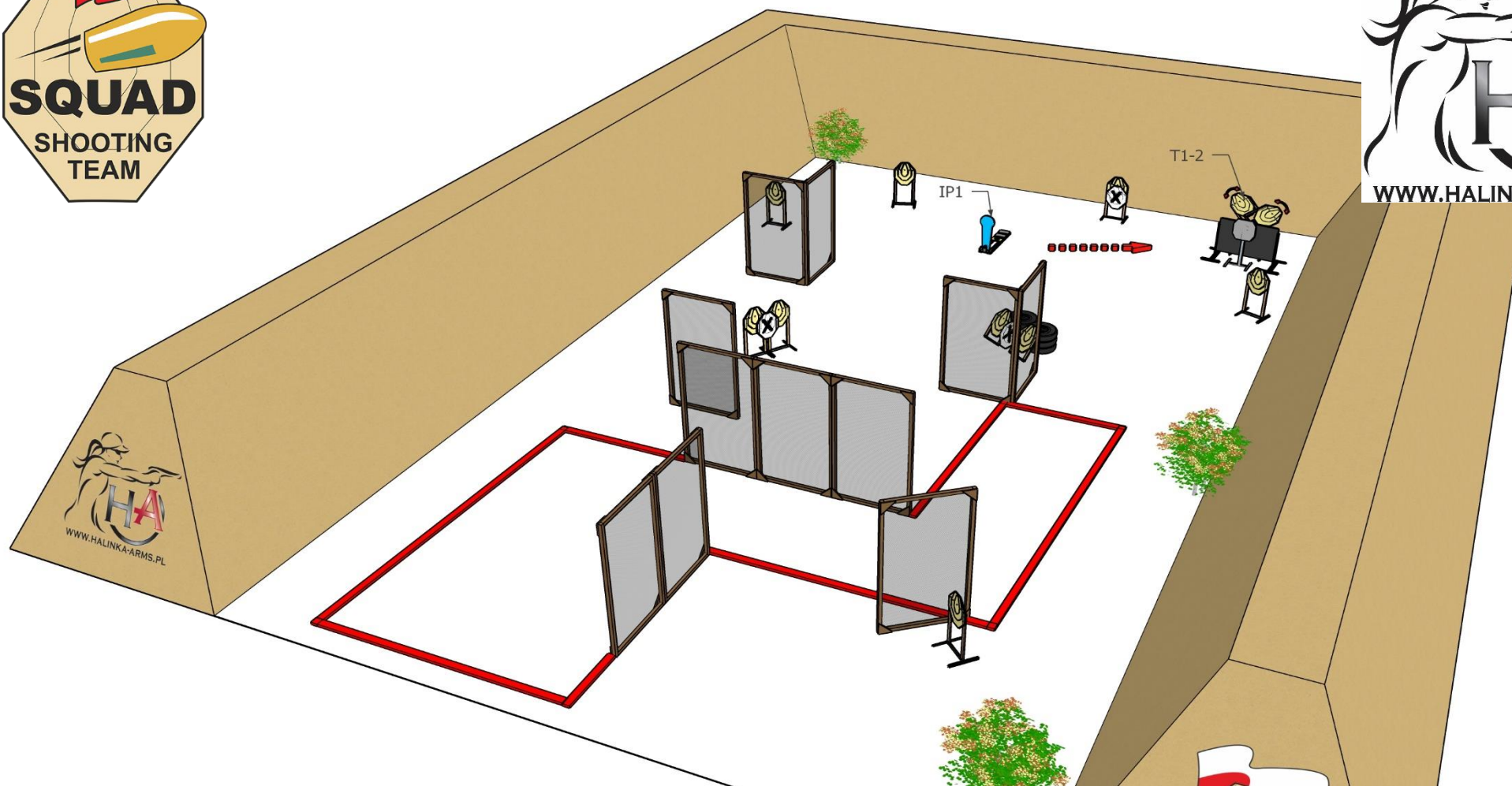
**Time start:**

**Procedure:**

after start signal engage target from within designated area, IP1 activates target T1. IP2 activates target T2. All moving targets stay visible at the end of their movement.

**Safety angles:**

90° left and right, top of berms



## STAGE 9

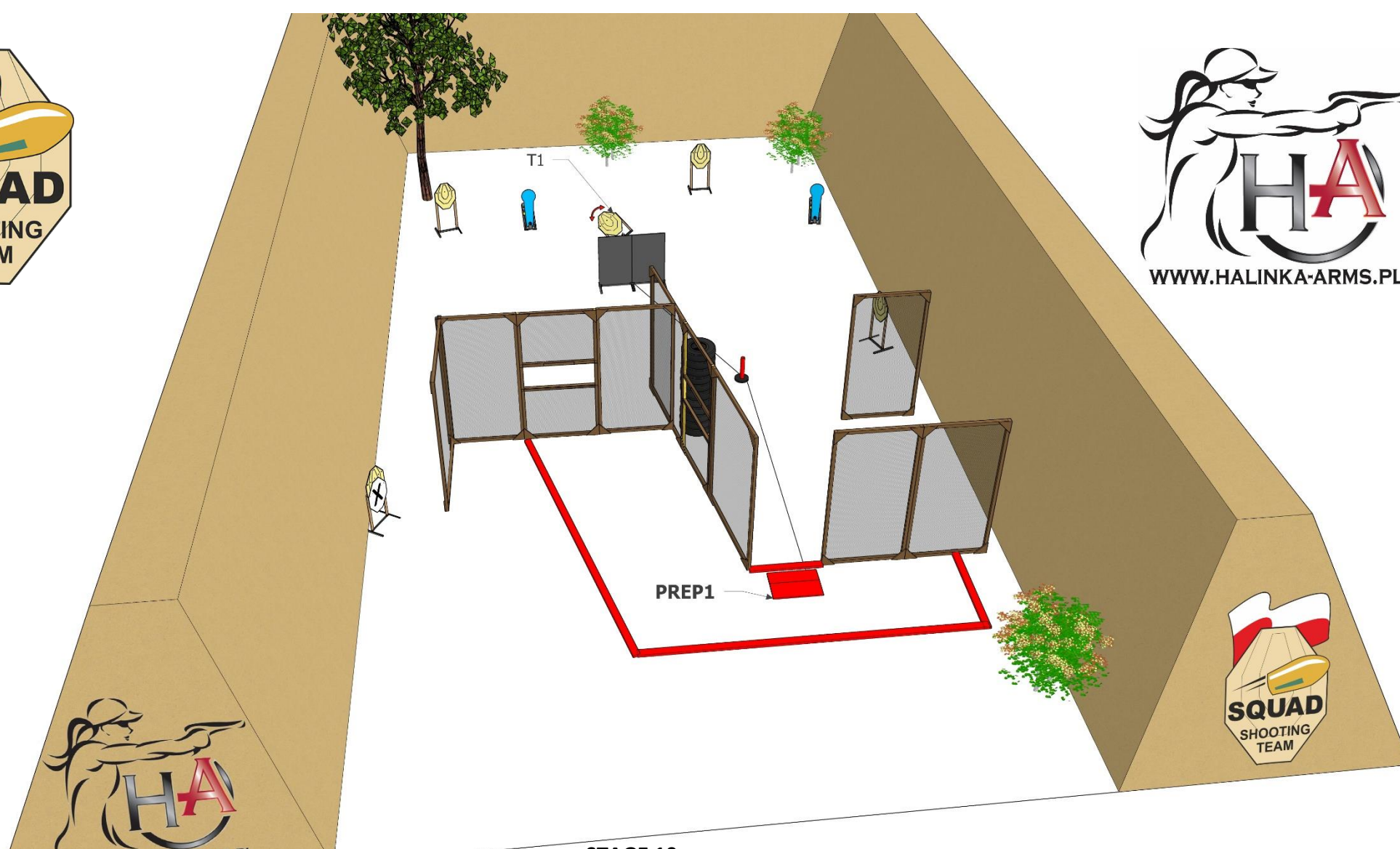
**Targets:**  
**Number of rounds to be scored:**  
**Start position:**  
**PCC Firearm start position:**

11 IPSC Targets, 1 IPSC Poppers, 3 NS  
 23  
 Standing anywhere inside the marked area, as demonstrated by RO  
 standing erect, firearm in the ready condition, held in both hands, stock touching the competitor at hip level, barrel parallel to the ground, trigger guard downwards, muzzle pointing downrange with the fingers outside the trigger guard

**Handgun Ready Condition:**  
**PCC condition:**  
**Time start:**  
**Procedure:**

Loaded - Option 1  
 Audible  
 after start signal engage target from within designated area, IP1 activates target T1 and T2. All moving targets stay visible at the end of their movement.  
 90° left and right, top of berms

**Safety angles:**



### STAGE 10

**Targets:**

5 IPSC Targets, 2 IPSC Poppers, 1 NS

**Number of rounds to be scored:**

12

**Start position:**

Standing anywhere inside the marked area, as demonstrated by RO

**PCC Firearm start position:**

standing erect, firearm in the ready condition, held in both hands, stock touching the competitor at hip level, barrel parallel to the ground, trigger guard downwards, muzzle pointing downrange with the fingers outside the trigger guard

**Handgun Ready Condition:**

**PCC condition:**

Loaded - Option 1

**Time start:**

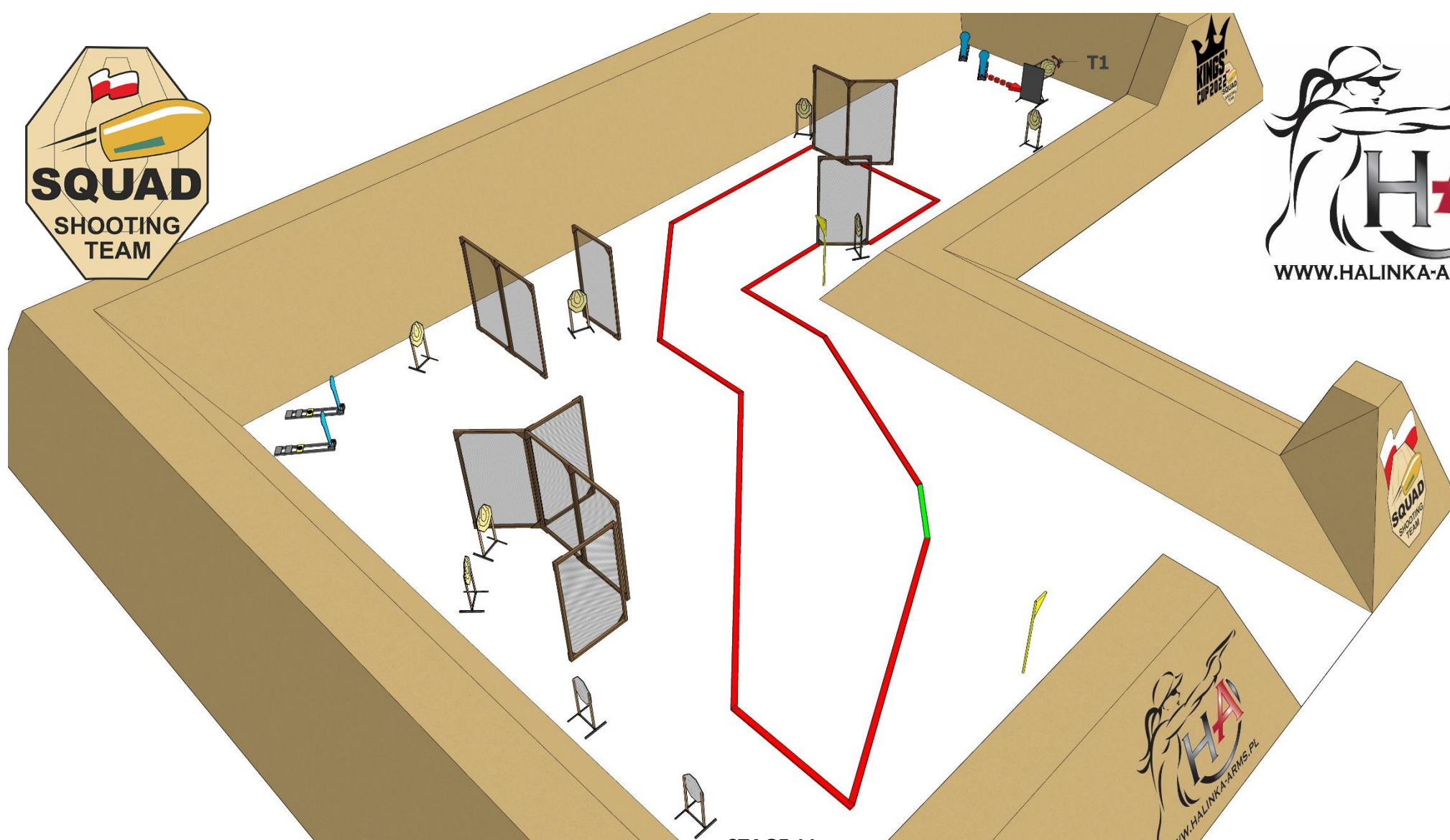
Audible

**Procedure:**

after start signal engage target from within designated area, pressure plate PREP1 activates target T1. All moving targets stay visible at the end of their movement.

**Safety angles:**

90° left and right, top of berms



### STAGE 11

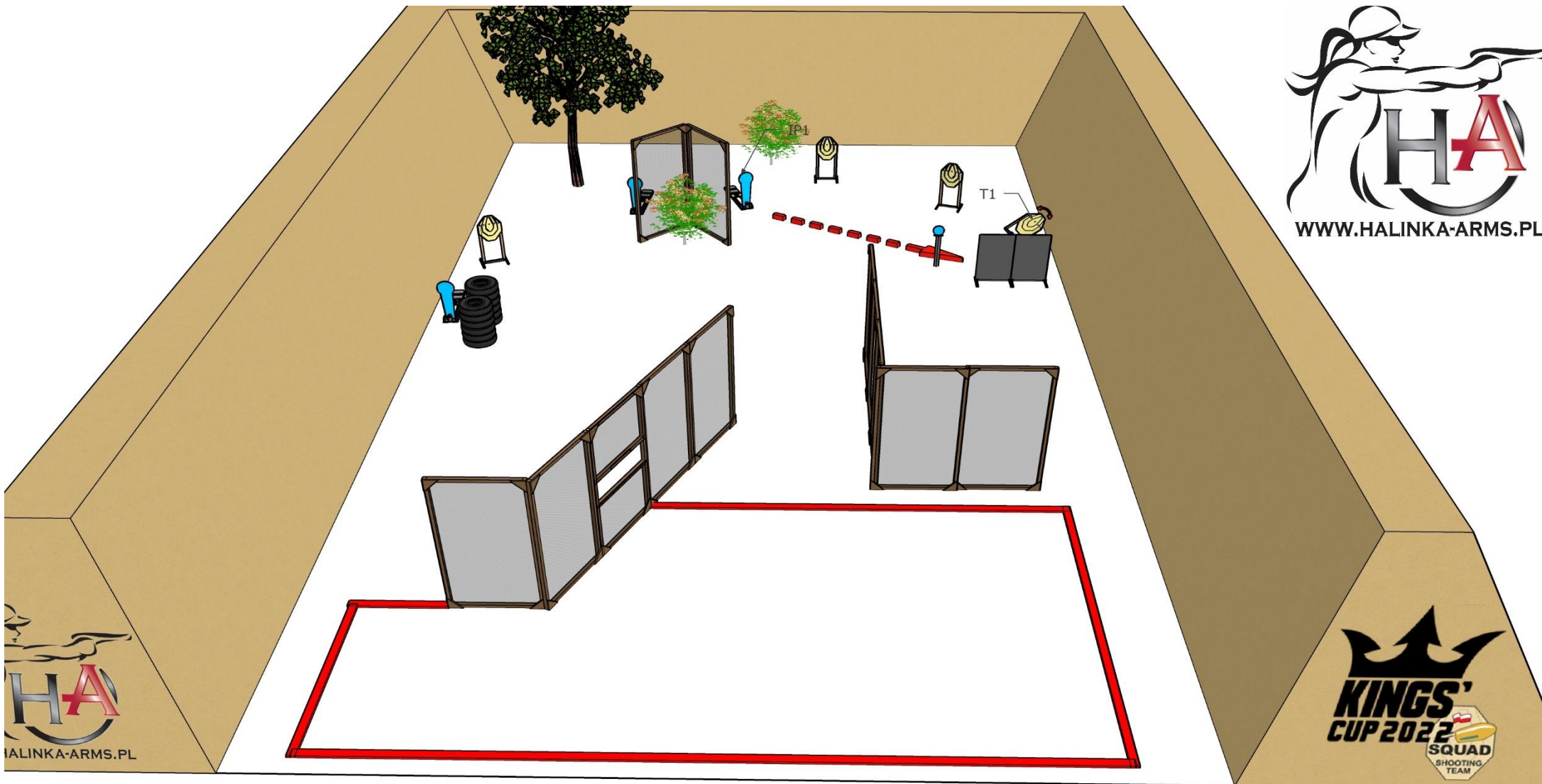
**Targets:**  
**Number of rounds to be scored:**  
**Start position:**  
**PCC Firearm start position:**

10 IPSC Targets, 4 IPSC Poppers  
 24  
 Standing at marks as demonstrated by RO  
 standing erect, firearm in the ready condition, held in both hands, stock touching the competitor at hip level, barrel parallel to the ground, trigger guard downwards, muzzle pointing downrange with the fingers outside the trigger guard

**Handgun Ready Condition:**  
**PCC condition:**  
**Time start:**  
**Procedure:**

Loaded - Option 1  
 Audible  
 after start signal engage target from within designated area, IP1 activates target T1. All moving targets stay visible at the end of their movement.  
 safe flags left and right, top of berms, demonstrated by RO

**Safety angles:**



**Targets:**  
**Number of rounds to be scored:**  
**Start position:**  
**PCC Firearm start position:**

**Handgun Ready Condition:**  
**PCC condition:**  
**Time start:**  
**Procedure:**

**Safety angles:**

## STAGE 12

4 IPSC Targets, 3 IPSC Poppers, 1 IPSC Plates

12

Standing anywhere inside the marked area, as demonstrated by RO standing erect, firearm in the ready condition, held in both hands, stock touching the competitor at hip level, barrel parallel to the ground, trigger guard downwards, muzzle pointing downrange with the fingers outside the trigger guard

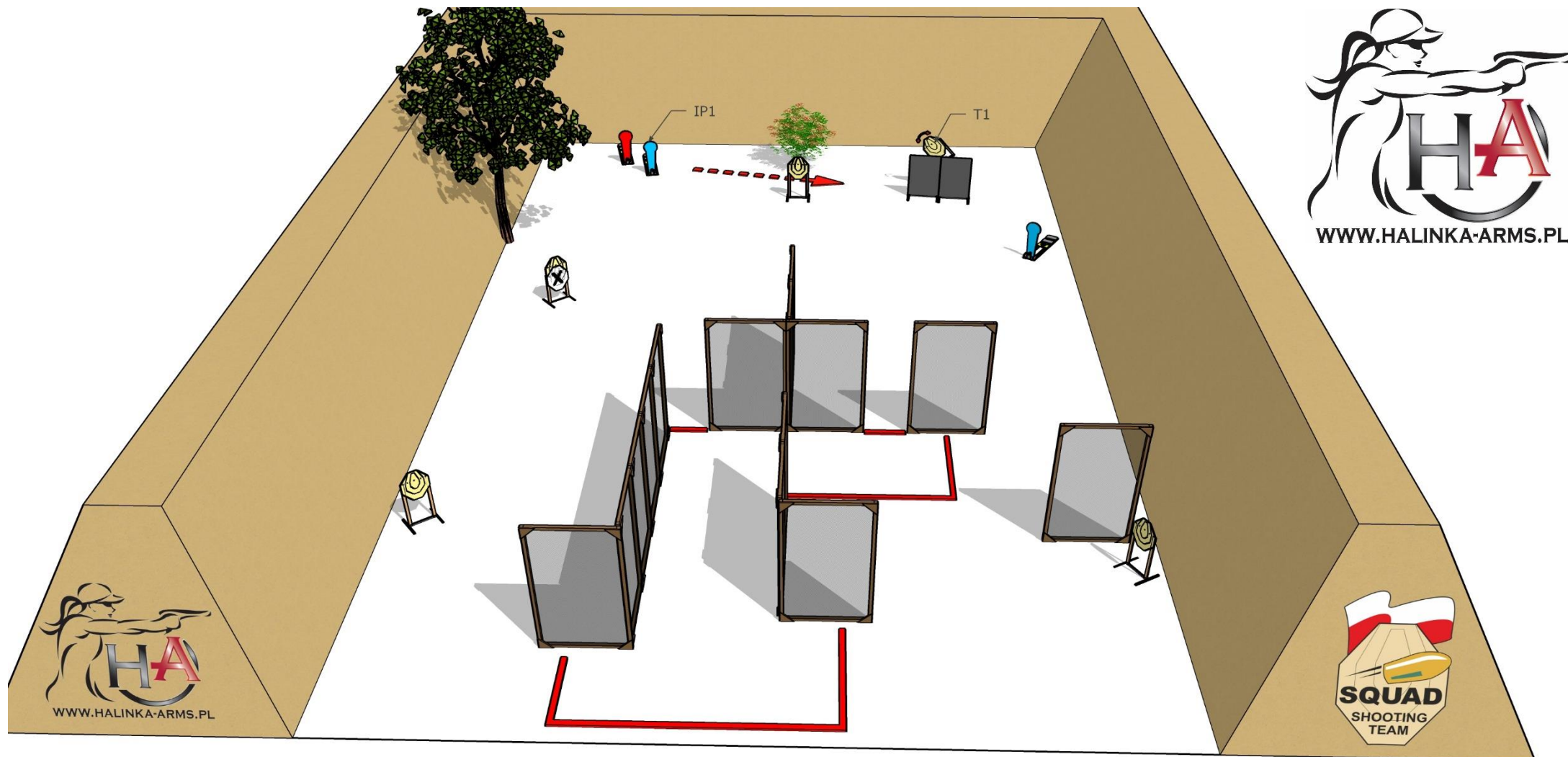
Loaded - Option 1

Audible

after start signal engage target from within designated area, IP1 activates target T1. All moving targets stay visible at the end of their movement.

90° left and right, top of berms





**Targets:**  
**Number of rounds to be scored:**  
**Start position:**  
**PCC Firearm start position:**

**Handgun Ready Condition:**  
**PCC condition:**  
**Time start:**  
**Procedure:**

**Safety angles:**

### STAGE 13

5 IPSC Targets, 2 IPSC Poppers, 2 NS  
 12

Standing anywhere inside the marked area, as demonstrated by RO standing erect, firearm in the ready condition, held in both hands, stock touching the competitor at hip level, barrel parallel to the ground, trigger guard downwards, muzzle pointing downrange with the fingers outside the trigger guard

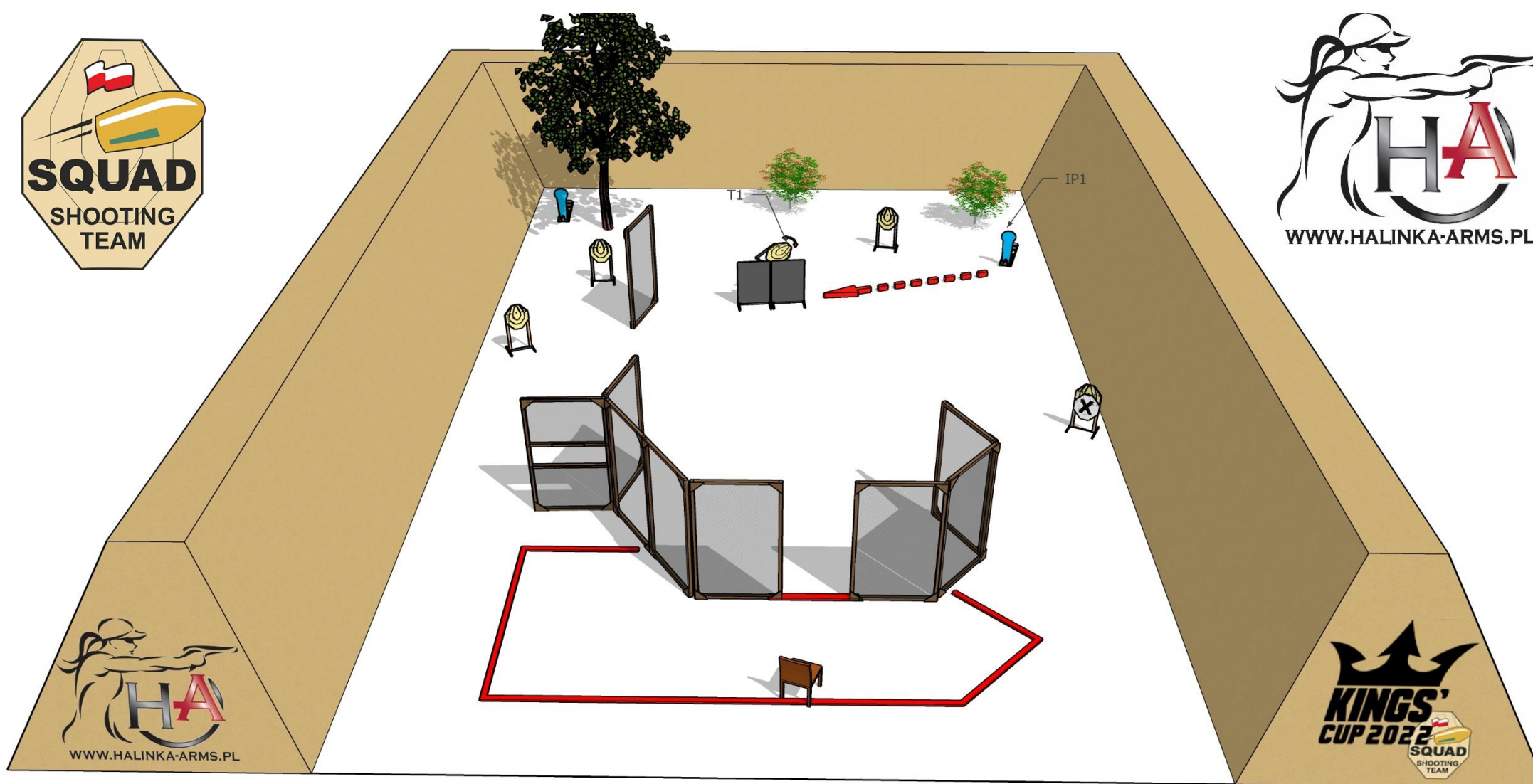
Loaded - Option 1

Audible

after start signal engage target from within designated area, IP1 activates target T1. All moving targets stay visible at the end of their movement.

90° left and right, top of berms





### STAGE 14

**Targets:**

5 IPSC Targets, 2 IPSC Poppers, 1 NS

**Number of rounds to be scored:**

12

**Start position:**

Sitting at chair, back touching back of chair, as demonstrated by RO

**PCC Firearm start position:**

sitting at chair, Firearm in the ready condition, held in both hands, stock touching the competitor at hip level, barrel parallel to the ground, trigger guard downwards, muzzle pointing downrange with the fingers outside the trigger guard.

**Handgun Ready Condition:**

Loaded and holstered. Magazine inserted, chamber empty

**PCC condition:**

Loaded - Option 2

**Time start:**

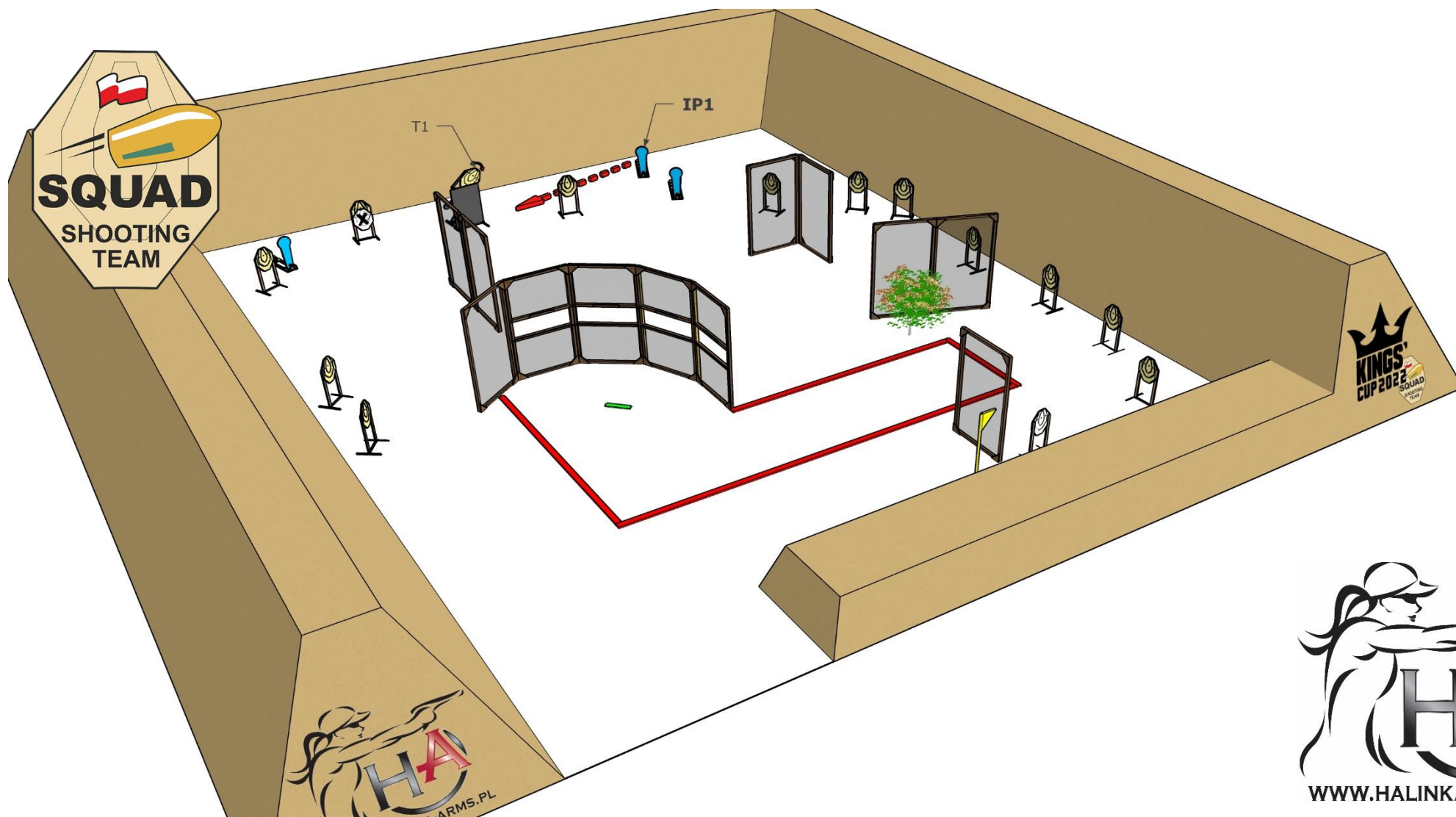
Audible

**Procedure:**

after start signal engage target from within designated area, IP1 activates target T1. All moving targets stay visible at the end of their movement.

**Safety angles:**

90° left and right, top of berms



## STAGE 15

14 IPSC Targets, 3 IPSC Poppers, 1 NS

31

Standing at marks as demonstrated by RO

standing erect, firearm in the ready condition, held in both hands, stock touching the competitor at hip level, barrel parallel to the ground, trigger guard downwards, muzzle pointing downrange with the fingers outside the trigger guard

**Handgun Ready Condition:**

Loaded - Option 1

**PCC condition:**

Audible

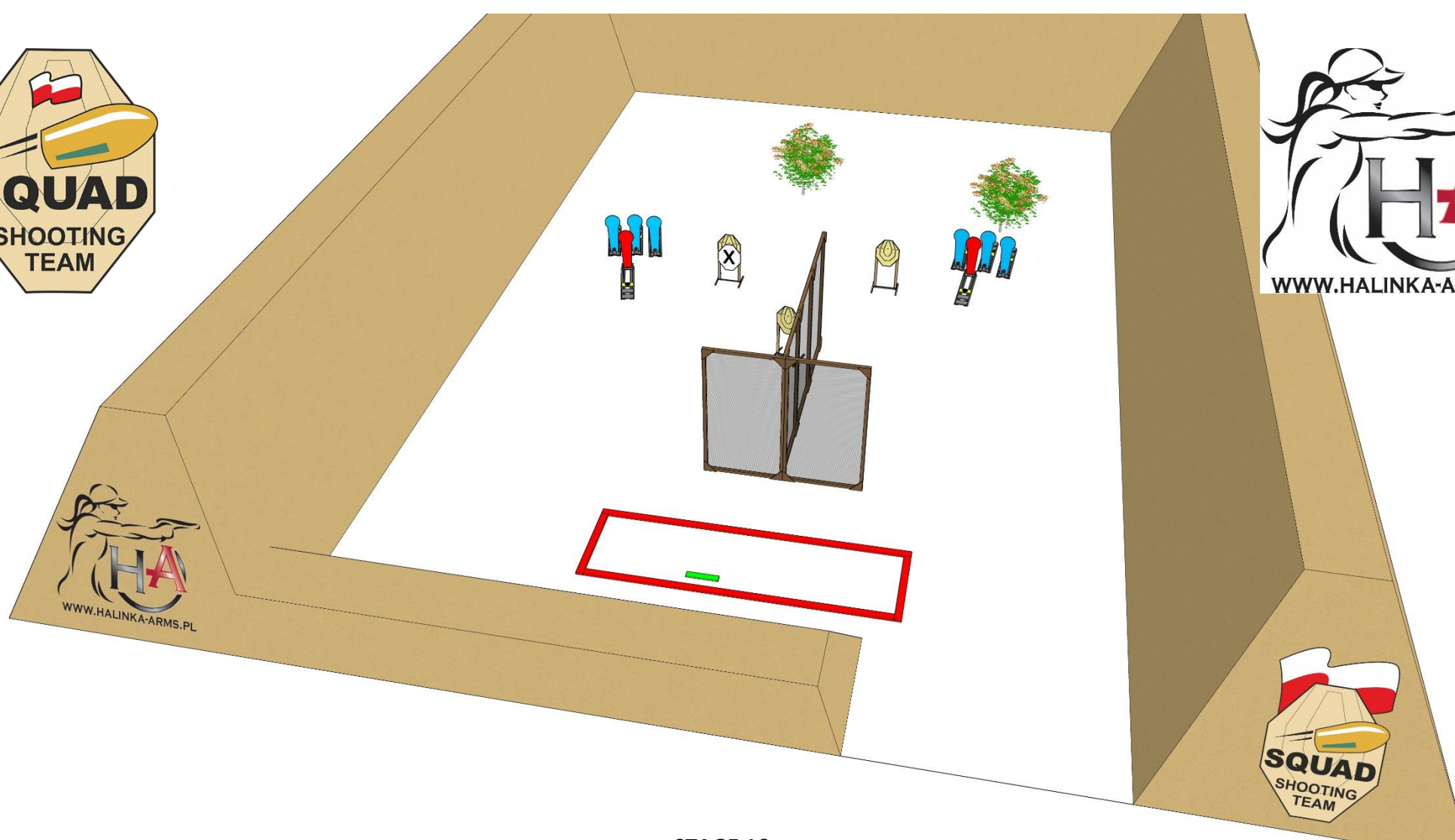
**Time start:**

after start signal engage target from within designated area, IP1 activates target T1. All moving targets stay visible at the end of their movement.

**Procedure:**

**Safety angles:**

90°left, safe flag right, top of berms, demonstrated by RO



### STAGE 16

**Targets:**  
**Number of rounds to be scored:**  
**Start position:**  
**PCC Firearm start position:**

3 IPSC Targets, 6 IPSC Poppers, 3 NS  
 12  
 Standing at marks as demonstrated by RO  
 standing erect, firearm in the ready condition, held in both hands, stock touching the competitor at hip level, barrel parallel to the ground, trigger guard downwards, muzzle pointing downrange with the fingers outside the trigger guard

**Handgun Ready Condition:**  
**PCC condition:**  
**Time start:**  
**Procedure:**  
**Safety angles:**

Loaded - Option 1  
 Audible  
 after start signal engage target from within designated area  
 90° left and right, top of berms